

## Review Article

CHEMISTRY AND PHARMACOLOGY OF *PIPER LONGUM* L.Maitreyi Zaveri<sup>1\*</sup>, Amit Khandhar<sup>3</sup>, Samir Patel<sup>4</sup>, Archita Patel<sup>2</sup>

1. Maitreyi Zaveri, Head and Assistant Professor, Dept. of Pharmacognosy, K.B. Institute of Pharmaceutical Education and Research, Gandhinagar, India.
2. Archita Patel, Lecturer, Dept. of Pharmaceutical Chemistry, K.B. Institute of Pharmaceutical Education and Research, Gandhinagar, India.
3. Amit Khandhar, Sr. Scientist, Analytical research laboratory, Zydus Cadila Ltd., Ahmedabad, India.
4. Samir Patel, Sr. Lecturer, Dept. of Pharmaceutical Chemistry, Ramanbhai Patel College of Pharmacy College, Changa, India.

\*Corresponding author's E-mail: [kandharmaitreyi@yahoo.com](mailto:kandharmaitreyi@yahoo.com)

Received on: 08-09-2010; Finalized on: 03-11-2010.

## ABSTRACT

Earthen hemisphere is gifted with varieties of large number of medicinal herbs. Herbs are natural remedies for the disease with higher safety profile and efficacy. The country like India has got variety of climatic conditions and seasons favorable for growth of many species of plants. Amongst the large number of herbal drugs existing in India, very few have been studied systematically so far. The list of drugs is very meticulous and diversified hence extensive efforts are required for their correct recognition. *Piper longum* is a highly valuable drug and is one of the essential ingredients in the most of the compound preparations included in Ayurvedic literature. Further, the use of the plant as a bioavailability enhancer has immensely increased its importance in the field of Ayurveda. Hence, an attempt has been made to address the chemistry and pharmacology of the plant *P. longum*. Commonly the plant *P. longum* is known as long pepper, species of the genus *Piper* belonging to family *piperaceae* of the unique order *piperales* of the verticillate of dicotyledones.

**Keywords:** *Piper longum*, *Piperaceae*, piperine.

## INTRODUCTION

Plants have been the source of medicines since thousands of years. Species of the genus *Piper* are among the important medicinal plants used in various systems of medicine<sup>1, 2</sup>. *Piper longum* L. (*Piperaceae*), commonly known as "long pepper", is widely distributed in the tropical and subtropical regions of the world, throughout the Indian subcontinent, Sri Lanka, Middle Eastern countries and the Americas. It is said that the Roman emperors valued it even more highly than black pepper due to its high commercial and economical importance.

Synonyms: *Piper latifolium* Hunter, *P. samentosum* Wall., *Chavica roxburghii* Miq, C.

Vernacular names: *English*: Long pepper, *Hindi*: Pippali, *Sanskrit*: Pipali

Habitat: The native of plant is considered to be South Asia and is found both wild as well as cultivated, throughout the hotter parts of India from central to the north-eastern Himalayas. The herb also grows wild in Malaysia, Singapore, Bhutan, Myanmar and elsewhere<sup>1</sup>.

## Ayurvedic properties:

*Rasa*: Katu (pungent)

*Guna*: Laghu (light), snigdha (unctuous), tikshna (sharp)

*Veerya*: Anushnashita (slight cold)

*Vipaka*: Madhur (sweet)

*Dosha*: Pacifies *kapha* and *vata*

## Botanical description:

It is having slender, aromatic, perennial climber, with woody roots and numerous wide ovate, cordate leaves. The inflorescence is a cylindrical, pedunculate spike, the female flower is up to 2.5 cm long and 4-5 mm in diameter but the male flower is larger and slender. The fruits are small, ovoid berries, shiny blackish green, embedded in fleshy spikes<sup>3</sup>.

## PHARMACOGNOSTICAL CHARACTERISTICS:



Flowering plant



Unripe fruit






Dried mature fruits

**Plant of *Piper longum* L.**

**ROOT**

Bisht<sup>4</sup> had described complete pharmacognosy of the root and stem of *P. longum* Winton and winton<sup>5</sup> had described the morphological and microscopical characters of *P. longum* roots. Joshi<sup>6</sup> had studied the structure and development of the ovule and Embryo sac of *P. longum*. The root in a transverse section showed thick walled parenchyma, simple or compound starch grains, lignified and striated stone cells, resinous cells in the cortex, perivascular fibres in the phloem, and radical strips of xylem which meet at the center. Pith was found to be absent. The stem had a secretory cavity in the center. The cortex showed starch grains as well as resinous and some stone cells. The phloem was capped by perivascular fibres and xylem arranged in V-shaped groups<sup>7</sup>. The detailed microscopical study of root of *Piper longum* is shown in Figure -1.



**Figure 1: Piper longum L. root**


**FRUIT**

Mehra and Puri<sup>8</sup> described the fruiting spike of *P. longum* as black, cylindrical, irregular, up to 2 to 5 cm long, and

compact. The fruits are one seeded with three-layered pericarp. Winton and winton<sup>5</sup> described the morphological and microscopical characters of *P. longum* fruits. Endocarp is wavy in outline, which is a distinguishing character. Das Gupta and Dutta<sup>9</sup> while giving details of anatomy of the fruits, described the fruit let of *P. longum* as thick-walled with heavy brown contents in the outermost layer, mesocarp with thickened cells, endocarp and seed coat fused to form a deep zone with hyaline content in the outer layers, and orange-red pigment.

**STEM**

Atal and Banga<sup>10</sup> reported detail pharmacognosy of the stem pieces of *P. longum*. The detailed microscopical study of stem of *Piper longum* is shown in Figure -2.



**Figure 2: Piper longum L. stem**

**Traditional uses:**

Parts used: Immature spikes, roots and seeds

Dried unripe fruits are used as an alternative to tonic. Decoction of immature fruits and roots is used in chronic bronchitis, cough and cold. Roots and fruits are also used as anti-dote in snake biting and scorpion sting<sup>11</sup>. An equal part of powdered seeds of *Embelia ribes*, fruit of *P. longum* L. and borax powder has been used as an Ayurvedic contraceptive<sup>12</sup>. *P. longum* L. has been used in traditional remedies as well as in the Ayurvedic system of medicine against various disorders<sup>13,14</sup>.

Ethanoveterinary use: A decoction of the roots is given for swellings of the joints of cattle in the north-western Himalayan regions.

**PHYTOCHEMISTRY:****The Chemical Constituents of Pepper:**

Piperine is the major and active constituent of long pepper (*Piper longum*). The piperine content is 3-5% (on dry weight basis) in *P. longum*.

**Isolation and extraction of Piperine from Piper species:**

Piperine can be isolated from the oleoresin of *P. nigrum* or *P. longum*. The powdered fruits of the plant are extracted with dichloromethane at room temperature with stirring for 12 hours. The extract is filtered, concentrated in vacuum, and then the residue is purified on an alumina column. Pure piperine can also be obtained by crystallization from ethanol, which may be required for food and/or medicinal usages. Piperine is obtained directly from the crude residue in lesser amounts by extraction in alcohol, filtration and successive crystallization.

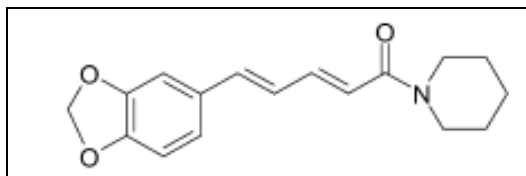
**Properties of piperine<sup>15</sup>:**

\*Chemical names:

- a. 1- piperoyl piperidine
- b. (E, E) 1-[5-(1, 3-Benzodioxol-5-yl)-1-oxo-2, 4-pentadienyl] piperidine

\*Molecular weight: 285.33

\*Percentage composition: C= 71.55%, H=6.71%, N=4.91% and O=16.82%.

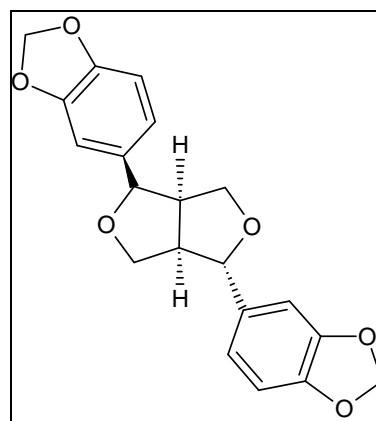


Piperine

The fruits gave positive tests for the presence of volatile oil, starch, protein and alkaloids, saponins, carbohydrates, and amygdalin and negative test for tannins<sup>9</sup>. Sylvatine and dieudesmin were present in the seeds of *P. longum*<sup>16</sup>. Fatty acids of crushed seeds were reported to be palmitic, hexadecenoic, stearic, linoleic, oleic, higher saturated acids, arachidic, and behenic acids<sup>17</sup>.

**Alkaloids and amides**

The fruit of *P. longum* contains a large number of alkaloids and related compounds, the most abundant of which is piperine, together with methyl piperine, iperonaline, piperettine, asarinine, pellitorine, piperundecalidine, piperlongumine, piperlonguminine, refractomide A, pregumidiene, brachystamide, brachystamide-A, brachystine, pipericide, piperderidine, longamide and tetrahydropiperine, tetrahydro piperlongumine, dehydropiperonaline, piperidine, piperine, tetrahydropiperlongumine and trimethoxy cinnamoyl-piperidine and piperlongumine have been found in the root of *P. longum*<sup>18-28</sup>.



(+)-Asarinine

**Lignans**

Sesamin, pulvuatilol, fargesin and others have been isolated from the fruit of *P. longum*<sup>19, 20, 22, 29</sup>.

**Esters**

The fruit of *P. longum* contains tridecyl-dihydro-p-coumarate, eicosanyl-(E)-p-coumarate and Z-12-octadecenoic-glycerol-monoester<sup>19, 20, 22, 28</sup>.

**Volatile oil**

The essential oil of the fruit *P. longum* is a complex mixture, the three major components of which are (excluding the volatile piperine) caryophyllene and pentadecane (both about 17.8%) and bisabolone (11%). Others include thujine, terpinoline, zingiberine, p-cymene, p-methoxy acetophenone and dihydrocarveol<sup>19, 20, 22, 28, 30-32</sup>. Long pepper contains less essential oil than its relatives (about 1%), which consists of sesquiterpene hydrocarbons and ethers (bisabolone, β-caryophyllene, β-caryophyllene oxide, each 10 to 20%; α-zingiberene, 5%), and saturated aliphatic hydrocarbons such as 18% pentadecane, 7% tridecane, 6% heptadecane<sup>33</sup>.

The volatile constituents and microbiological studies on *Kaempheria galanga*, *Hibiscus abelmoschus*, and *Piper longum* revealed presence of over 15 components which were further identified by GC-MS of the volatile oil of *Piper longum*. The variations in the piperine content with maturity were also monitored. The *P. longum* and *H. abelmoschus* seed oil had only antibacterial activities<sup>34</sup>. By using a systematic bioassay guided fractionation method pipataline, pellitorine, sesamin, brachystamide B and guineensine active principles were isolated. A reversed-phase high-performance liquid chromatography method was developed to quantify these active principles in the plant material<sup>35</sup>. In the chromatogram of *P. longum* fruits, retrofractamides B and D, and N-isobutyl-2E, 4E-octadecadienamamide can be detected. The HPLC-chromatogram of *P. longum* showed a homogeneous distribution of numerous peaks, with piperine and pellitorine as the predominant compounds<sup>36</sup>. A simple and convenient HPTLC method was developed for standardization of the plant material using the two major constituents, pellitorine and dihydropiperlonguminine, as



markers at 260 nm<sup>37</sup>. The hexane extract of dried fruits of *P. longum* on fractionation afforded a new alkamide, isodihdropiperlonguminine and two phenyl propanoic acid derivatives. The structures of these compounds were established based on spectroscopic evidence and synthesis<sup>38</sup>. Thymoquinol and 6-Hydroxydopamine were also identified in *Piper longum*<sup>39</sup>.

## MEDICINAL AND PHARMACOLOGICAL ACTIVITIES:

### Insecticidal and acaricidal activity:

The essential oil of the fruits showed insecticidal and insect-repellant activity<sup>40</sup>. Toxicities of two piperidine alkaloids, pipernonaline and piperocetadecalinine, isolated from *P. longum* were determined against five species of arthropod pests. Both of the alkaloids showed insecticidal activity<sup>41</sup>.

### Antifungal activity:

The essential oil of the fruits showed fungicidal activity of *P. longum* L. The fruit-derived materials was tested towards six phytopathogenic fungi, *Pyricularia oryzae*, *Rhizoctonia solani*, *Botrytis cineria*, *Phytophthora infestans*, *Puccinia recondita*, and *Erysiphe graminis* using a whole plant in vivo method<sup>42-44</sup>. A piperidine alkaloid, pipernonaline, was isolated from the hexane fraction of *P. longum* showed a potent fungicidal activity against *P. recondita* with 91% and 80% control values at the concentration of 0.5 and 0.25 mg ml<sup>-1</sup>, respectively<sup>45</sup>.

### Antiamoebic activity:

The anti-amoebic effects of crude methanol extract of *Piper longum* fruit, *Piper sarmentosum* root and *Quercus infectoria* nut gall against *Entamoeba histolytica* infecting the caecum of mice were studied. The severity of caecal wall ulceration was reduced in mice which received the plant extract and metronidazole as compared to the control animals<sup>46</sup>. The activities of *n*-hexane, dichloromethane and methanol extracts from five anti-diarrheic Thai medicinal plants, *Acacia catechu* (Fabaceae) resin, *Amaranthus spinosus* (Amaranthaceae) whole plant, *Brucea javanica* (Simaroubaceae) seed, *P. longum* (Piperaceae) fruit and *Quercus infectoria* (Fagaceae) nut gall were tested against the in vitro growth of fresh isolates of the intestinal protozoan parasite *Blastocystis hominis*. All extracts showed inhibitory activity with reference to metronidazole<sup>47</sup>. Both the root and fruit of *P. longum* possess antiamoebic activity approximately to the same extent<sup>48</sup>. The ethanolic extract, hexane fraction, *n*-butanol soluble fraction exerted in vitro amoebicidal action at 1000 micrograms/mL and the chloroform fraction showed the same at 500 micrograms/mL. The ethanolic extract and piperine, a pure compound, from this plant material cured 90% and 40% of rats with caecal amoebiasis respectively<sup>49, 46</sup>.

### Antimicrobial activity:

Various extracts of *P. longum* were prepared and evaluated against bacterial pathogens, such as *S. albus*, *S.*

*typhi*, *P. aeruginosa*, *E. coli* and *B. megaterium* and one fungus, *A. niger*. Compared to streptomycin all the extracts exhibited a good antibacterial activity<sup>50</sup>. The isolated constituents and *n*-hexane extract were found to show varying degree of antibacterial activity against all the tested bacteria. However, the aqueous extract did not show antibacterial activity against the tested bacteria<sup>51</sup>.

### Effect on respiratory system:

Isolated piperine showed a central stimulant action in frogs, mice, rats and dogs along with increased hypnotic response in mice. It antagonized respiratory depression induced by morphine or pentobarbitone in anesthetized dogs<sup>52</sup>. A petroleum ether extract of the fruits antagonized morphine-induced respiratory depression in mice<sup>53</sup>. A comparative study conducted with piperine and nalorphine, for effects against morphine-induced respiratory depression and analgesia, revealed that both reversed morphine-induced respiratory depression but, unlike nalorphine, piperine did not antagonize morphine-induced analgesia in rats<sup>54</sup>. Petroleum ether extract of *P. longum* produced respiratory stimulation in smaller dose but higher dose cause convulsion in laboratory animals. This may be due to presence of some medullary stimulant factors in the extract<sup>55, 56</sup>. The crude extract of *P. longum* as well as piplartine, one of its alkaloids, suppressed the ciliary movements of the esophagus of the frog, which may be due to the suppression of cough reflex<sup>57</sup>.

### Antiasthmatic activity:

An extract of the fruits in milk reduced passive cutaneous anaphylaxis in rats and protected guinea pigs against antigen-induced bronchospasm<sup>55, 56</sup>.

### Effect on cardiovascular system:

Bioassay-guided isolation of chloroform extract of the fruits of *P. longum* is using an in vitro DGAT inhibitory assay, lead to isolation of a new alkamide together with four known alkamides. Pharmacological inhibition of acyl CoA: diacylglycerol acyl transferase by alkamides emerged as a potential therapy for the treatment of obesity and type 2 diabetes<sup>58</sup>. Guineensine, isolated from chloroform extract inhibited ACAT activity in a dose-dependent manner<sup>59</sup>. An amide namely dehydropiperonaline having coronary vaso-relaxant activity was isolated from the fruit of *Piper longum*<sup>60</sup>. Methanolic extract from dried fruits, roots and nutgalls of *Piper longum*, *Piper sarmentosum*, *Quercus infectoria* respectively, were examined for their spasmolytic activities using isolated rat or guinea pig ileum and compared with a reference anti-diarrheal drug such as loperamide and an L-type calcium channel blocker such as verapamil. All extracts and both drugs suppressed the contraction in rat ileum showing the same potency for *P. longum* and *P. sarmentosum* which was more than seen for *Q. infectoria*<sup>61</sup>.

The effects of the several extracts of *Piper longum* on rabbit platelet function were examined. The ethanol extracts inhibited platelet aggregation induced by U46619



in a concentration-dependent manner and by thrombin weakly. It was concluded that *P. longum* contains a constituent(s) that inhibits platelet aggregation as a non-competitive thromboxane A<sub>2</sub> receptor antagonist<sup>62</sup>. Four acidamides, piperine, piperonaline, piperoctadecalinone, and piper longumine, isolated from the fruits of *P. longum* showed dose-dependent inhibitory activities on washed rabbit platelet aggregation induced by collagen, arachidonic acid (AA), and platelet-activating factor (PAF), except for that induced by thrombin. piperlongumine, in particular, showed stronger inhibitory effects than other acidamides to rabbit platelet aggregation induced by collagen, AA and PAF<sup>63</sup>. A pilot study was carried out on the breast development in female wistar rats using an indigenous herbal preparation by topical application containing *Piper longum* that showed an increase in the appetite<sup>64</sup>.

#### Antidiabetic activity:

The antihyperglycemic and antilipidperoxidative effects of ethanolic extract of *Piper longum* dried fruits in alloxan-induced diabetic rats were studied<sup>65</sup>. The blood glucose level, carbohydrate metabolizing enzymes and the status of lipid peroxidation and antioxidants were assayed using specific colorimetric methods. Oral administration of dried fruits has shown significant anti-hyperglycemic, antilipidperoxidative and antioxidant effects in diabetic rats comparable to that of the standard reference drug glibenclamide<sup>66</sup>.

#### Hypocholesterolaemic activity:

Methyl piperine significantly inhibited the elevation of total serum cholesterol, and the total cholesterol to HDL-cholesterol ratio, in rats fed with a high cholesterol diet<sup>67</sup>. The unsaponifiable fraction of the oil of *P. longum* also significantly decreased total serum cholesterol and hepatic cholesterol in hypercholesterolaemic mice<sup>68</sup>.

#### Antioxidant activity:

A combination of spices (*Piper nigrum*, *Piper longum* and *Zingiber officinale*), herbs (*Cyperus rotundus* and *Plumbago zeylanica*) and salts make up *Amrita Bindu* were tested for anti-oxidant activity. The analysis revealed the antioxidant potential of the ingredients in the following order: *Piper nigrum* > *Piper longum* > *Cyperus rotundus* > *Plumbago zeylanica* > *Zingiber officinale*<sup>69</sup>.

#### Analgesic activity:

*P. longum* root for opioid type analgesia using rat tail-flick method and for NSAID type analgesia using acetic-acid writhing method by using pentazocine and ibuprofen as drug controls. An aqueous suspension of *P. longum* root powder was given orally to mice and rat. The study accomplished that *P. longum* root had weak opioid but potent NSAID type of analgesic activity<sup>70</sup>.

#### Anti-inflammatory activity:

The fruit decoction showed anti-inflammatory activity against carrageenin induced rat paw edema<sup>71</sup>.

#### Immunomodulatory activity:

The immunoregulatory potential of *P. longum* and piperinic acid, one of its active constituent, in Balb/C mice (*in vivo*) and human PBMCs (*in vitro*) models showed a dose dependent decrease of lymphocytes (CD4+ and CD8+ T cells) and cytokine levels in sensitized Balb/C mice with a marked inhibition<sup>72</sup>. Alcoholic extract of the fruits of *P. longum* and its component piperine was studied for their immunomodulatory and antitumor activity. Alcoholic extract of the fruits and piperine were found to be cytotoxic<sup>73</sup>. An aqueous extract of *P. longum* fruit powder showed 100% giardicidal activity<sup>13</sup>. *P. longum* was found to offer protection against externally induced stress. A famous Ayurvedic preparation containing long pepper in pippli rasyana was tested in mice infected with *Giardia lamblia* and found to produce significant activation of macrophages, as shown by an increased MMI and phagocytic activity<sup>74</sup>.

#### Anti-cancer activity:

*Piper longum* is reported to exhibit significant anti-tubercular activity<sup>75, 76</sup>. The effect of piperine on the inhibition of lung metastasis induced by B16F-10 melanoma cells was studied in C57BL/6 mice. Simultaneous administration of the compound with tumor induction produced a significant reduction (95.2%) in tumor nodule formation along with reduced lung collagen hydroxyproline, uronic acid and hexosamine content in the piperine-treated animals. Piperine, an alkaloid present in plants such as *P. nigrum* and *P. longum* showed significant anti-metastasis activity<sup>77</sup>. Piperine has chemopreventive effects when administered orally on lung cancer bearing animals<sup>78</sup>. Piperlonguminine showed an inhibitory effect on  $\alpha$ -MSH-induced tyrosinase synthesis<sup>79</sup>. It was found that oral administration of ethanolic extract protected the cell surface and maintained the structural integrity of the cell membranes during DMBA induced hamster buccal pouch carcinogenesis<sup>80</sup>. The two active principles, ethyl 3', 4', 5'-trimethoxycinnamate and piperine were isolated and characterized from the combined hexane and chloroform extracts of *Piper longum*. The extracts significantly blocked the adhesion of neutrophils to endothelium in a time- and concentration-dependent manner<sup>81</sup>. Pipartine and piperine alkaloidal amides were isolated from *Piper*. It showed cytotoxic activity towards several tumor cell lines<sup>82</sup>. The study clearly demonstrated that piperine has the anti-oxidative, anti-apoptotic, and restorative ability against cell proliferative mutagenic response and phenotypic alterations by piperine, suggesting its therapeutic usefulness in immunocompromised conditions<sup>83</sup>.



**Anti-depressant activity:**

Treatment with piperine (6.25–25  $\mu$ M) for 72 h reversed the (corticosterone) CORT-induced reduction of BDNF mRNA expression in cultured hippocampal neurons<sup>84</sup>. A bioassay-guided isolation of the ethanol extract from the fruits of *P. longum* yielded a known piperidine alkaloid, piperine having potent antidepressant-like properties which are mediated in part through the inhibition of MAO activity, and therefore represent a promising pharmacotherapeutic candidate as an antidepressant agent<sup>85</sup>.

**Antiulcer activity:**

The water decoction of ginger making up one of the constituents of *Mahakasyaya drugs* along with water decoction of *P. longum* and colloidal solution of *Ferula asafoetida* has been reported to protect against CRS-, ASP- and PL- induced gastric ulcers in rats<sup>86</sup>. Piperine, an alkaloid of long peppers, inhibited gastric emptying (GE) of solids/liquids in rats and gastrointestinal transit (GT) in mice in a dose and time dependent manner. GE inhibitory activity of piperine is independent of gastric acid and pepsin secretion<sup>87</sup>.

**Effect on Reproductive system:**

The benzene extract of *P. longum* in combination with methanol extract of *Embelia ribes* berries lead to inhibition of pregnancy in 80% of animals<sup>88</sup>. The exposure to pippaliyadi does not have any adverse effect on the postnatal development and reproductive performance of the F<sub>1</sub> progeny<sup>89</sup>. Piperine showed marked increase in serum gonadotropins and a decrease in intratesticular testosterone concentration, despite normal serum testosterone titres<sup>90</sup>. The crude extract of *Piper longum* and its hexane fraction exhibited 100 and 86% efficacy respectively in female rats<sup>91</sup>. The reproductive toxicity of piperine was studied in Swiss albino mice. Piperine increased the period of the diestrous phase, which seemed to result in decreased mating performance and fertility. The results showed that piperine interferes with several crucial reproductive events in a mammalian model<sup>92</sup>. An ayurvedic contraceptive — pippaliyadi vati, containing equal parts of powdered seeds or fruit berries of *Embelia ribes*, fruit of *P. longum* and borax powder was fed orally to two groups of pregnant rats and humans to study embryotoxicity and teratogenicity. The fetuses of mothers fed with pippaliyadi had low birth weights and were smaller in length with less weight gained during gestation<sup>93</sup>.

**Bioavailability enhancement:**

Piperine was found to enhance the bioavailability of structurally and therapeutically diverse drugs, possibly by modulating membrane dynamics due to its easy partitioning and increase in permeability of other drugs such as vasicine, indomethacin, diclofenac sodium etc.<sup>94,95</sup>. It was suggested that piperine might be inducing alterations in membrane dynamics and permeation characteristics, along with induction in the synthesis of

proteins associated with cytoskeletal function, resulting in an increase in the small intestine absorptive surface, thus assisting efficient permeation through the epithelial barrier<sup>96,97</sup>. The study showed that piperine enhances the serum concentration, extent of absorption and bioavailability of curcumin in both rats and humans with no adverse effects<sup>98</sup>.

**Hepatoprotective activity:**

The fruit extract improved the regeneration process by restricting fibrosis, but offered no protection against acute damage or against cirrhotic changes in rodents<sup>99</sup>. Treatment with the ethanol extract of *P. longum* inhibits liver fibrosis induced by carbon tetrachloride (CCl<sub>4</sub>)<sup>100</sup>. Piperine exerted a significant protection against *tert*-butyl hydroperoxide and carbon tetrachloride hepatotoxicity by reducing both *in vitro* and *in vivo* lipid peroxidation, enzymatic leakage of GPT and AP, and by preventing the depletion of GSH and total thiols in the intoxicated mice. Piperine showed lower hepato-protective potency than silymarin<sup>101</sup>.

**Safety profile:**

Since, it is widely used in cooking and traditional medicine, it is generally assumed to be safe in moderate doses. However, as the fruits are reported to have contraceptive activity in experimental models its use during pregnancy and lactation should be avoided. In the evaluation of antifertility activity, long pepper at a dose of 1gm/kg body weight was found to be an effective contraceptive agent without toxic or teratogenic effects<sup>102</sup>. Acute and chronic oral toxicity studies on the ethanolic extracts of common spices *Cinnamomum zeylanicum* bark and *P. longum* fruits were carried out in mice showed no significant acute or chronic mortality compared to the control during this study<sup>103</sup>. The radio protective property of an ethanolic extract of *P. longum* fruits reduced the elevated levels of glutathione pyruvate transaminase (GPT), alkaline phosphatase (ALP), and lipid peroxidation (LPO) in liver and serum of radiation treated mice. The extract administration also increased the reduced glutathione (GSH) production to offer the radioprotection<sup>104</sup>. Piperine might interfere with enzymatic drug biotransformations resulting in the inhibition of hepatic aryl hydrocarbon hydroxylase (AHH) and UDP-glucuronyltransferase and altered the pharmacokinetic parameters of barbiturates and phenytoin<sup>103,105,106</sup>.

**CONCLUSION**

Here, an attempt was made to address chemistry and pharmacology of the *P. longum*. Therefore, the review of plant *Piper longum* revealed that it has got a variety of pharmacologically and medicinally significant constituents, which are being utilized in the field of Ayurveda. It is a plant of high commercial and economical importance and its use as a bioavailability enhancer can be explored in various formulations. The above review provides information of its phytopharmacology, which may





be useful for further study of Ayurvedic drugs of folk medicinal practice of present era.

## REFERENCES

- Kirtikar KR, and Basu BD, Indian Medicinal Plants, 2<sup>nd</sup> Edn, Lalit Mohan Basu Publications, Allahabad, 1933, pp.2131-2133.
- Parmar NS, Jain SC, Bisht KS, Jain R, Taneja P, Jha A, Tyagi OD, Prasad AK, Wengel J, Olsen CE, Boll PM, Oxygen deprivation stress in a changing environment, *Phytochem*, 1997, 46(4), 597-599.
- Williamsons, *Piper longum*, Major herbs of Ayurveda, 1<sup>st</sup> Edn, Dabur research foundation, Dabur Ayurved Limited, Elsevier health science, 2002, pp. 225-227.
- Bisht BS, Complete pharmacognosy of *Piper longum*, *Planta Med*, 11, 1963, 410-413.
- Winton AL and Wintow KB, The structure and composition of foods, 1939, 4, John Wiley and Sons. New York, pp.336-348.
- Joshi AC, Structure and development of ovule and embryo-sac of *P. longum*, *Proc Nat Inst Sci*, 10 (1), 1944, 105-113.
- Bisht BS, Pharmacognosy of pipulamul- the root & stem of *Piper longum*, *Planta Med*, 11(4), 1963,414-416.
- Mehra and Puri, HS, Morphology of fruits of *P. longum*, *Indian J Pharm*, 32, 1970,175.
- Dasgupta A and Dutta PC, Medicinal species of piper. Pharmacognostic delimitation, *Q J Crude Drug Res*, 18(1), 1980, 17-20.
- Atal CK and Banga SS, Pharmacognosy of the stem of *P. longum*, *Indian J Pharm*, 24(2), 1962, 29-30.
- Chopra RN, Nayar SL, Chopra IC, *In: Glossary of Indian medicinal plants*, 1<sup>st</sup> Edn, National institute of science and communication, New Delhi, 1956, pp.111-115.
- Chaudhary MR, Chandrasekaran R, Mishra S, Embryotoxicity and teratogenicity studies of an ayurvedic contraceptive — pippaliyadi vati , *J Ethnopharmacol*, 74 (2), 2001, 189-193.
- Tripathi DM, Gupta N, Laxmi V, Saxena KC , Aggarwal AK, Antigiardial and immunostimulatory effect of *Piper longum* on giardiasis due to *Giardia lamblia*, *Phytother Res*, 13 (7), 1999,561-563.
- Aggarwal AK, Tripathi DM, Sahai R, Gupta N, Saxena RP, Singh M, Mishra RN, Dubey CB, Saxena KC, Management of Giardiasis by a herbal drug 'Pippali Rasayana': a clinical study, *J Ethnopharmacol*, 56 (3), 1997, 233-236.
- Majeed and Prakash L, The Chemical Constituents of Pepper, *In Pepper News*, 25(1), 2000,123-131.
- Dutta CP, Benerjee N, Roy DN, Studies of genus *Piper longum* in the seeds of *Piper longum*, *Phytochem*, 14, 1975, 2090-2092.
- Beel KL, Atal CK, Acharya KT, Study of Indian seed oils-VIII. Component fatty acids of some seed fats of piperaceae, 34, *Lloydia*, 1971, 256-260.
- Parmar VS, Jain SC, Gupta S, Polyphenols and alkaloids from *Piper* species. *Phytochem*, 49(4), 1998, 1069-1071.
- Tabuneng W, Bando H, Amiya T, Studies on the constituents of the crude drug *Piper Longi Fructus*. *Chem and Pharma Bull*, 31(10), 1983, 3562-3565.
- Shankaracharya NB, Rao LJ, Naik JP, Nagalakshmi S, Characterization of chemical constituents of Indian Long Pepper, *J Food Sci Tech*, 34(1), 1997, 73-75.
- Lee SE, Park BS, Kim KM, Fungicidal activity of piperonaline, a piperidine alkaloid derived from long pepper against phytopathogenic fungi, *Crop Prot*, 20(6), 2001, 523-525.
- Sharma, R.K., Rathore, Y.K.S., Kumar, S., Chemical examination of dried fruits of Pippali (*P. longum*), *J Sci Res Plant Med*, 4(4), 1983, 63-65.
- Das B, Kashinathan A, Madhusudan P, One new and two rare alkaloids from two samples of the fruits of *Piper longum*, *Nat Prod Sci*, 4(1), 1998, 23-26.
- Koul SK, Taneja SC, Agarwal VK, Dhar KL, Minor amides of *Piper* species, *Phytochem*, 27(11), 1988, 3523-3525.
- Zhang K, Chen C, Wang D, Wn Y, A new amide dimer from *P. longum*, *Yunman Zhiwm Yanjiu*, 18(3), 1996, 353-355.
- Das B, Krishnathan A, Shrinivas KV, Alkamides and other constituents of *Piper longum*, *Planta Med.*, 62(6), 1996, 582-584.
- Shoji N, Umeyama A, Saito N, Takemato T, Kajiwara A, Ohizumi Y, Dehydropiperonaline, an amide possessing coronary vasodilating activity, isolated from *Piper longum*, *J Pharm Sci*, 75(12), 1986, 1188-1190.
- Madhusudan P, Vandana KL, Tetrahydropiperine, the first natural aryl pentanamide from *Piper longum*, *Biochem Systm Eco*, 29(5), 2001, 537-539.
- Atal CK, Girotra RN, Dhar KL, Occurrence of sesamin in *Piper longum*, *Indian J Chem*, 4, 1966, 252-254.
- Das B, Krishnathan A, Madhusudan P, Long chain esters and alkamides from *Piper longum*, *Boll Chemico farmaceutico*, 137(8), 1998,319-321.
- Nigam SS, Radhakrishnan C, Chemical examination of the essential oils derived from the berries of *Piper longum*, *Bulletin of the National Institute of Science of India*, 37, 1968, 189-192.
- Handa KL, Nigam NC, Sharma ML, The essential oil of *Piper longum*, properties of the components and isolation of two monocyclic sesquiterpenes, *Perfume Kosmetik*, 44(9), 1963,233-235.
- Internet search, [www.uni-graz.at/~katzer/ergl/spice-bot.html#piperaceae](http://www.uni-graz.at/~katzer/ergl/spice-bot.html#piperaceae)



34. Arambewela L, Perera A, Wijesundera RLC, The volatile constituents and microbiological studies on kaempferia galanga, hibiscus abelmoschus, and piper longum, *Acta Horticulturae* 501: II WOCMAP Congress Medicinal and Aromatic Plants, Part 2: Pharmacognosy. 1999.
35. Vummenthula A, Pullela SV, Tiwari AK, Vanka US, Hari BT, Dasari KR, Khan IA and Janaswamy MR, HPLC assisted chemobiological standardization of  $\alpha$ -glucosidase-I enzyme inhibitory constituents from *Piper longum* Linn-An Indian medicinal plant, *J Ethnopharmacol*, 108(3), 2006, 445-449.
36. Bauer R, Stöhr J, Chromatographic fingerprint analysis *P. longum* fruits, *Planta Med*, Thieme Medical Publisher, 11, 2006, 72-75.
37. Uma V, Sarma M, Pullela V, Srinivas V, Anuradha J, Rao M, A simple and convenient method of standardization of *Piper longum* L; an Ayurvedic medicinal plant, *JPC - Journal of Planar Chromatography - Modern TLC*, 109(19), 2006, 238-240.
38. Anuradha V, Srinivas, PV, Rao JM, Isolation and Synthesis of Isodi-hydropiperlonguminine *J Nat Prod Res*, 18(3), 2004, 247-251.
39. Mouhajir F, Pedersen JA, Rejdali M, Towers GH, Phenolics in Moroccan Medicinal Plant Species as Studied by Electron Spin Resonance Spectroscopy, *Pharm Biol*, 39(5), 2001, 391-398.
40. Kokate CK, Tipnis HP, Gonsalvis LX, and D'cruz JL, Anti-insect and juvenile hormone mimicking activities of essential oils of *Adhatoda vasica*, *P. longum* and *Cyperus rotundus* in 4<sup>th</sup> Asian Symposium of medicinal plants, Spices, Bangkok, Thailand, 1980, 154-158.
41. Jeong C, Park B, Le S, Choi W, Song C, and Cho K, Insecticidal and acaricidal activity of piperonaline and piperocetadecalidine derived from dried fruits of *Piper longum*, *Crop Prot*, 21(3), 2002, 249-251.
42. Bhargava AK, Chauhan CS, Antibacterial activity of essential oils, *Indian J Pharm*, 1968, 30, 150-152.
43. Nigam SS, Rao CS, Antimicrobial activity of some Indian essential oils, *Indian Drugs*, 1976, 14, 62-65.
44. Kokate CK, D'cruz JL, Nimbker AY, Evaluation of fruits of *Piper longum* and leaves of *Adhetoda vasica* for anthelmintic activity, *Indian Drugs*, 17, 1980, 99-101.
45. Lee S, Park B, Kim M, Choi W, Kim H, Cho K, Lee S and Hoi-Seon Fungicidal activity of piperonaline, a piperidine alkaloid derived from fruits of long pepper, *Piper longum*, against phytopathogenic fungi, Lee, *Crop Prot*, 20(6), 2001, 523-528.
46. Sawangjaroen N, Sawangjaroen K and Poonpanang P, Antiamoebic effects of *Piper longum* fruit, *Piper sarmentosum* root and *Quercus infectoria* nut gall on caecal amoebiasis in mice, *J Ethnopharmacol*, 91(2-3), 2004, 357-360.
47. Sawangjaroen N and Sawangjaroen K, The effects of extracts from anti-diarrheic Thai medicinal plants on the in vitro growth of the intestinal protozoa parasite: *Blastocystis hominis*, *J Ethnopharmacol*, 98(1-2), 2005, 67-72.
48. Ghoshal S, Lakshmi V, Potential antiamoebic property of the roots of *P. longum*, *Phytother Res*, 16(7), 2002, 689-691.
49. Ghoshal S, Prasad BN, Lakshmi V, Antiamoebic activity of *Piper longum* fruits against *Entamoeba histolytica* in vitro and in vivo, *J Ethnopharmacol*, 50(3), 1996, 167-170.
50. Khan M and Siddiqui M, Antimicrobial activity of fruits of *Piper longum*, *Nat prod Rad*, 6, 2007, 111-113.
51. Lokhande PD, Gawai KR, Kodam KM, Kuchekar BS, Chabukswar AR and Jagdale SC, Anti-bacterial activity of some alkaloids, *Pharmacol Toxicol*, 2(6), 2007, 574-579.
52. Singh N, Kulshresta VK, Shrivastava RK, Kohli RP, Analeptic activity of some alkaloids, *J Res Indian Med*, 8(1), 1973, 1-3.
53. Dhanukar SA, Zha A, Karandikar SM, Anti-allergic activity of *Piper longum*, *Indian J Pharmacol*, 13, 1981, 122-124.
54. Dhanukar SA, Karandikar SM, Desai SM, Efficacy of *Piper longum* in childhood asthma. *Indian Drugs*, 21, 1984, 384-386.
55. Kulshresta VK, Singh N, Shrivastava RK, Kohli RP, A study of central stimulant effect of *Piper longum*, *Indian J Pharmacol*, 1(2), 1969, 8-10.
56. Kulshresta VK, Singh N, Shrivastava RK, Kohli RP, Rastogi SK, A study of central stimulant activity of *Piper longum*, *J Res Indian Med*, 6(1), 1971, 17-19.
57. Banga SS, Garg LC, Atal CK, Effect of pipartine and Crude extracts of *Piper longum* on ciliary movements, *Indian J Pharm*, 26, 1964, 139-141.
58. Lee SW, Rho MC, Park HR, Choi JH, Kang JY, Lee JW, Kim K, Lee HS, Kim YK, Inhibition of diacylglycerol acyltransferase by alkamides isolated from the fruits of *Piper longum*, *J Agri Food Chem*, 54(26), 2006, 9759-9763.
59. Lee SW, Rho M, Nam JY, Lim EH, Kwon OE, Kim YH, Lee HS, Kim YK, Guineensine, an Acyl-CoA: Cholesterol Acyltransferase Inhibitor, from the Fruits of *Piper longum*, *Planta Med*, 70, 2004, 678-679.
60. Umeyama A, Shoji N, Saito N, Takemoto T, Kajiwara A, Ohizumi Y, Dehydropiperonaline, an amide possessing coronary vasodilating activity isolated from *P. longum*, *J Pharm Sci*, 75(12), 2006, 1188-1189.
61. Sawangjaroen K, Thaina P, Poonpanang P, Comparison of spasmolytic activities of fruits of *piper longum*, roots of *p. Sarmentosum* and nut galls of *quercus infectoria* extracts with loperamide and





- verapamil in rat and guinea pig intestinal tissues, *Acta Horticulturae* 680: III Congress on *Medicinal and Aromatic Plants* - Volume 6: Traditional Medicine and Nutraceuticals. 1999.
62. Iwashita M, Saito M, Yamaguchi Y, Takagaki R, Nakahata N, Inhibitory Effect of Ethanol Extract of Piper longum on Rabbit Platelet Aggregation through Antagonizing Thromboxane A2 Receptor, *Biol Pharm Bull*, 30(7), 2007, 1221-1225.
  63. Park BS, Son DJ, Park YH, Kim TW, Lee SE, Antiplatelet effects of acidamides isolated from the fruits of Piper longum, *Phytomed*, 14(12), 2007, 853-855.
  64. Pugalendhi V, Karunanithi R, Panicker TM, Abraham C, Gurumurthy P, Korath MP, Jagadeesan K, A Pilot Study on the Breast Development in Female Wistar Rats Using an Indigenous Herbal Preparation by Topical Application, *N Engl J Med*, 350(25), 2004, 2558, 2614, 2631-2633.
  65. Dhar ML, Dhar MM, Dhavan BN, Malhotra BN, Ray C, Screening of Indian Plants for biological activity-1, *Indian J Exp Bio*, 6, 1968, 232-235.
  66. Manoharan S, Silvan S, Vasudevan K and Balakrishnan S, Antihyperglycemic and antilipidperoxidative effects of *Piper longum*, Dried Fruits in Alloxan Induced Diabetic Rat, *J Biol Sci*, 7(1), 2007, 161-168.
  67. Wang H, Li Y, Su W, Wu E, Effect of methyl piperate on rat serum cholesterol level and its mechanism of action, *Zhonggacayano*, 24(1), 1993, 27-29.
  68. Wu E, Bao Z, Effects of unsaponifiable matter of *Piper longum* oil on cholesterol biosynthesis in experimental hypocholesterolaemic mice, *Honggacayano*, 23(4), 1992, 197-200.
  69. Natarajan KS, Narasimhan M, Shanmugasundaram KR, and Shanmugasundaram ER, Antioxidant activity of a salt-spice-herbal mixture against free radical induction, *J Ethnopharmacol*, 105(1-2), 2006, 76-83.
  70. Vedhanayaki G, Shastri GV, Kuruville A, Analgesic activity of Piper longum Linn. Root, *Indian J Exp Biol*, 41(6), 2003, 649- 651.
  71. Sharma AK, and Singh RH, Screening of antiinflammatry of certain indigenous drugs on carrageen induced hind paw edema in rats, *Bull Med Ethanobot Res*, 2, 1980, 262-264.
  72. Devan P, Bani S, Suri KA, Satti NK, and Qazi GN, Immunomodulation exhibited by piperinic acid of *Piper longum* L., through suppression of proinflammatory cytokines, *Int Immunopharmacol*, 7(7), 2007, 889-899.
  73. Sunila ES, and Kuttan G, Immunomodulatory and antitumor activity of fruits of *Piper longum* L. and piperine, *J Ethnopharmacol*, 90(2-3), 2004, 339-346.
  74. Agarwal AK, Singh M, Gupta N, Management of giardiasis by an immunomodulatory herbal drug 'Pippali Rasayana', *J Ethnopharmacol*, 44(3), 1994, 143-146.
  75. Arion, 1967. Report of the Composite Drug Research Scheme, ICMR, New Delhi, pp.243-245.
  76. Gupta UP, Nath A, Gupta SC, Shrivastava TN, Preparation of semisynthetic analogues of piper amides and their anti-tubercular activity, *Bull Med Ethanobot Res*, 1(1), 1980, 99-101.
  77. Pradee CR and Kuttan G, Effect of piperine on the inhibition of lung metastasis induced B16F-10 melanoma cells in mice, *J Clin Exp Meta*, 19(8), 2002, 703-708.
  78. Selvendiran K and Sakthisekaran D, Chemopreventive effect of piperine on modulating lipid peroxidation and membrane bound enzymes in benzo (a) pyrene induced lung carcinogenesis, *Biomed Pharmacother*, 58(4), 2004, 264-267.
  79. Min KR, Kim K, Ro JS, Lee SH, Kim JA, Son JK, Kim Y, Piperlonguminine from *Piper longum* with Inhibitory Effects on Alpha-Melanocyte- Stimulating hormone-induced melanogenesis in melanoma B16 Cells, Thieme-connect, *Planta Med*, 70(12), 2004, 1115- 1118.
  80. Senthil N, Manoharan S, Balakrishnan S, Ramachandran CR, Muralinaidu R, and Rajalingam K, Modifying effects of *Piper longum* on cell surface abnormalities in 7, 12-dimethylbenz(A)Anthracene induced hamster buccal pouch carcinogenesis, *Int J Pharmacol*, 3(3), 2007, 290-294.
  81. Kumar S, Arya P, Mukherjee C, Singh BK, Singh N, Parmar VS, Prasad AK, Ghosh B, Novel Aromatic Ester from Piper longum and its analogues inhibit expression of cell adhesion molecules on endothelial cells, *J Biochem*, 44(48), 2005, 15944-15952.
  82. Bezerra DP, Castro FO, Alves AP, Pessoa C, Moraes MO, Silveira ER, Lima MA, Elmiro FJ and Costa-Lotufo LV, In vivo growth-inhibition of Sarcoma 180 by piplartine and piperine, two alkaloid amides from Piper, *Braz J Med Biol Res*, 39(6), 2006, 801-807.
  83. Pathak N and Khandelwal S, Modulation of cadmium induced alterations in murine thymocytes by piperine: Oxidative stress, apoptosis, phenotyping and blastogenesis, *Biochem Pharmacol*, 72(4), 2006, 486-497.
  84. Song L, Che W, Minwei W, Wei L, Kinzo M and Yiyuan T, Antidepressant like effects of piperine in chronic mild stress treated mice and its possible mechanisms, *Life Sci*, 80(15), 2007, 1373-1381.
  85. Seon AL, Seong SH, Xiang HH, Ji SH, Gab JO, Kyong SL, Myung KL, Bang YH and Jai SR, Piperine from the Fruits of *Piper longum* with inhibitory effect on



- monoamine oxidase and antidepressant-like activity, *Chem Pharm Bull*, 53(7), 2005,832-835.
86. Agrawal AK, Rao CV, Sairam K, Joshi VK, Goel RK, Effect of *Piper longum*, *Zingiber officinale* Linn and ferula species on gastric ulceration and secretion in rats. *Indianian J Exp Biol*, 38, 2000, 994-998.
  87. Bajad S, Bedi KL, Singla AK, Johri RK, Piperine inhibits gastric emptying and gastrointestinal transit in rats and mice, *Planta Med*, 67(2), 2001, 176-179.
  88. Kholkute SD, Kekere MB, Munshi SR, Anti-fertility effects of the fruits of *P.longum* in female rats, *Indian J Exp Biol*, 17, 1979, 289-290.
  89. Balasinor N, Ashima B, Paradkar NS, Shaikh A, Tarala D, Nandedkar KK, Roy-Chaudhury BM, Postnatal development and reproductive performance of F<sub>1</sub> progeny exposed in utero to an ayurvedic contraceptive: Pippaliyadi yoga, *J Ethnopharmacol*, 109 (3), 2007,406-411.
  90. Malini T, Manimaran RR, Arunakaran J, Aruldas MM and Govindarajulu P, Effects of piperine on testis of albino rats, *J Ethnopharmacol*, 64(3), 1999, 219-225.
  91. Lakshmi V, Kumar R, Agarwal SK, Dhar JD, Antifertility activity of *Piper longum* L. in female rats, *Nat Pro Res*, 20(3), 2006, 235-239.
  92. Daware MB, Mujumdar AM, Ghaskadbi S, Reproductive Toxicity of Piperine in swiss albino mice, *Planta Med*, 66, 2000, 231-236.
  93. Chaudhury MR, Chandrasekaran R, Mishra S, Embryotoxicity and teratogenicity studies of an ayurvedic contraceptive-pipliyadi vati, *J Ethnopharmacol*, 74(2), 2001, 189-193.
  94. Khajuria A, Zutshi U, Bedi KL, Intestinal Permeability characteristic of Piperine, an active alkaloid from peppers and bioavailability enhancer, *Indian J Exp Biol*, 36(1), 1998, 46-49.
  95. Atal CK, Zutshi U and Rao PG, Scientific evidence on the role of Ayurvedic herbals on bioavailability of drugs. *J Ethnopharmacol*, 4(2), 1981, 229-232.
  96. Lala LG, D'Mello PM and Naik SR, Pharmacokinetic and pharmacodynamic studies on interaction of "Trikatu" with diclofenac sodium, *J Ethnopharmacol*, 91(2), 2004, 277-280.
  97. Khajuria A, Thusu N, Zutshi U, Piperine modulates permeability characteristics of intestine by inducing alterations in membrane dynamics: influence on brush border membrane fluidity, ultrastructure and enzyme kinetics, *Phytomed*, 9(3), 2002, 224-231.
  98. Shoba G, Joy D, Joseph T, Majeed M, Rajendran R, Srinivas PS, Influence of piperine on the pharmacokinetics of curcumin in animals and human volunteers, *Planta Med*, 64 (4), 1998, 353-356.
  99. Rage N, Dhanukar S, Karandukar SM, Hepatoprotective effects of *P. longum* against carbon tetrachloride induced liver damage, *Indian Drugs*, 21, 1984, 569-570.
  100. Christina AJ, Saraswathy GR, Robert Heison SJ, Kothai R, Chidambaranatha N, Nalini G, and Therasal RL, Inhibition of CCl<sub>4</sub>-induced liver fibrosis by *Piper longum*, *Phytomed*, 13(3), 2006, 196-198.
  101. Indu BK, Aruna K, Evaluation of the liver protective potential of piperine, an active principle of long pepper, *Planta Med* 59(5), 1993, 413-417.
  102. Das PC, Sarkar AK, Thakur S, Studies on animals on herbo-mineral compound for long acting contraception, *Fitoterapia*, 1987, 58(4), 257-261.
  103. Shah AH, Al-Shareef AH, Ageel AM and Qureshi S, Toxicity studies in mice of common spices, *Cinnamomum zeylanicum* bark and *Piper longum*, *Plant Foods Human Nut*, 52(3), 1998,231-239.
  104. Sunila ES and Kuttan G, Protective effect of *Piper longum* fruit of ethanolic extract on radiation-induced damages in mice: a preliminary study, *Fitoterapia*, 76(7), 2005,649- 655.
  105. Dhar ML, Dhar MM, Dhawan BN, Mehrotra BN, Ray C, Screening of Indian plants for biological activity Part-1, *Indian J Exp Biol*, 6, 1968, 232-247.
  106. Atal CK, Dubey RR, Singh J, .Biochemical basis of enhanced drug bio-availability by piperine, *Indian J Pharmacol*, 16, 1984, 52-54.

\*\*\*\*\*

