



## A SIMPLE APPROACH TO SYNTHESIS OF 1-PYRIDYLIMIDAZO-[1,5-a] PYRIDINES BY MOLECULAR IODINE

Arshia Parveen<sup>a</sup>, Shaikh. K. Ahmed<sup>b\*</sup>

<sup>a</sup>Department of Chemistry, Yeshwant Mahavidyalaya, Nanded- 431 602 MS, INDIA.

<sup>b</sup>PG Department of Chemistry, Sir Sayyed College, Aurangabad-431 001, MS,INDIA.

\*Corresponding author's E-mail: [shaikh\\_kabeerahmed@rediffmail.com](mailto:shaikh_kabeerahmed@rediffmail.com)

Accepted on: 16-11-2010; Finalized on: 15-01-2011.

### ABSTRACT

Molecular iodine catalyzed three component improved procedure for the synthesis of various 1-pyridylimidazo-[1,5-a]pyridines from 1,2-dipyridyl ketone, aromatic aldehydes and ammonium acetate at elevated temperature in excellent isolated yield has been reported. This is a simple and straightforward, high yielding, does not involve any hazardous or expensive catalyst. Molecular iodine used is cheap, environment benign and in catalytic amount (10 mol %).

**Keywords:** 1-Pyridylimidazo [1,5-a] pyridines, 1,2-dipyridyl ketone, molecular iodine, aromatic aldehydes.

### INTRODUCTION

Over the past several years, chemists have been aware of the environmental implications of their chemistry. Nowadays, they are trying to develop new synthetic methods, reaction conditions, and uses of chemicals that reduce risks to humans and the environment. The use of molecular iodine in organic synthesis has been known for a long time, such as in the Grignard reaction. Recently, molecular iodine has received considerable attention as an inexpensive, nontoxic, readily available catalyst for various organic transformations, affording the corresponding products in excellent yields with high selectivity. The mild Lewis acidity associated with iodine enhanced its usage in organic synthesis to realize several organic transformations using stoichiometric levels to catalytic amounts. Owing to numerous advantages associated with this eco-friendly element, iodine has been explored as a powerful catalyst for various organic transformations.<sup>1,2</sup>

Fused imidazopyridine ring systems represent an important class of compounds not only for their theoretical interest but also from a pharmacological point of view. In particular, 1-pyridylimidazo[1,5-a] pyridines possess a bidentate structural feature with a pyridyl unit directly next to a fused imidazole heterocycles are a desirable class of compounds in the pursuit of structural diversity for property performance and have emerged as a new class of ligands for numerous organic transformations. Moreover, these heterocyclic structures are the part of the skeleton of natural alkaloids,<sup>3</sup> neuromuscular blocking agents,<sup>4</sup> of reversible inhibitors of the H<sup>+</sup>, K<sup>+</sup>-ATPase enzyme,<sup>5</sup> with a potent anti-secretory activity,<sup>6</sup> and of sedative hypnotics of the nervous system.<sup>7</sup> Imidazo [1,5-a]pyridine skeleton is also a basic structure of synthetic drug Pirmogrel, with human clinical applications as effective platelet aggregation and thromboxane synthase inhibitors.<sup>8</sup> Due to its utility in medicinal chemistry, catalyst as well in material

chemistry, very few methods are available for the synthesis of [1,5-a] pyridines in the literature. Most of the routes involve reaction of a 2-aminomethylpyridine with acylation followed by cyclization with phosphorus oxychloride or polyphosphoric acid,<sup>9</sup> or thioacylation followed by ring closure using DCC or mercuric salts.<sup>10</sup> Imidazo[1,5-a]pyridines were also obtained from 2-cyanopyridine by the Vilsmeier reaction,<sup>11</sup> or by reaction with, or oxidation of Schiff bases in the presence of molecular sieves or metal ions requiring two to three steps from the dipyridyl ketone.<sup>12-16</sup> Very recently Srinivasan et. al. reported the synthesis of 1-substituted imidazo[1,5-a] pyridines using ionic liquid<sup>17</sup>. These ionic liquids are so expensive and one step is added in the syntheses process for their recovery.

Many of the synthesis protocols for 1-substituted imidazo[1,5-a] pyridines reported so far suffer from one or more disadvantages, such as harsh reaction conditions, poor yields, longer reaction time periods, and the use of hazardous and often expensive catalysts. Moreover, the syntheses of these heterocycles have been carried out in DMF, DMSO, and acetic acid leading to complex isolation and recovery procedures. In continuation of our ongoing programme on synthesis of biologically potent heterocycles using non-conventional energy source e.g. Micro-wave and environmentally benign catalyst such as molecular iodine, we report here first time the synthesis of 1-pyridylimidazo [1, 5-a] pyridines by condensation of 1,2-dipyridyl ketone (1), aromatic aldehydes (2) and ammonium acetate in presence of catalytic amount of molecular iodine (**Scheme 1**).

### MATERIALS AND METHODS

Initially, a systematic study was carried out for catalytic evaluation of iodine for 1,2-dipyridyl ketone, benzaldehyde and ammonium acetate (**Table:1**). The enhancement of mol% of iodine, enhance the yield of the product and reduce the reaction time (entry 1-5). The reaction went to completion in 3 h at reflux temperature



with 10 mol% I<sub>2</sub>. Accordingly, 10 mol% was sufficient to catalyze the reaction. A rate enhancement with high yield was observed when higher molar ratios of I<sub>2</sub> were used. However, no product formation was observed in absence of I<sub>2</sub>.

**Tab 1:** Catalytic evaluation of iodine for the synthesis of 3

Entry	Catalyst (I <sub>2</sub> ) (mol %)	Time (h)	Yield <sup>a,b</sup> (%)
1	0	12	00
2	2	12	65
3	5	7	90
4	10	3	96
5	15	2.5	94

<sup>a</sup>: Reaction Condition; 1,2-dipyridyl ketone (10 mmol), benzaldehyde (10 mmol), ammonium acetate (20 mmol), EtOH (10 mL), 75 °C; <sup>b</sup>: Isolated yield after column chromatography.

**Table 2:** Study of different acid catalyst for the synthesis of 3

Entry	Acid catalyst/acid (mol%)	Solvent/Temp. (°C)	Time (h)	Yield <sup>a</sup> (%)
1	AlCl <sub>3</sub> (20 mol%)	EtOH/reflux	12	20
2	TiCl <sub>4</sub> (20 mol%)	EtOH/reflux	12	10
3	pTSA (20 mol%)	EtOH/reflux	12	Traces
4	ZnCl <sub>2</sub> (30 mol%)	CH <sub>3</sub> CN/reflux	12	40
5	AcOH	AcOH/110	6	70
6	H <sub>2</sub> SO <sub>4</sub>	H <sub>2</sub> SO <sub>4</sub> /80	4	90
7	PPA	PPA/80	3	90

It is important to note that in case of ethanol, 1-pyridylimidazo [1,5-a] pyridines **3** precipitated on dilution of the reaction mixture with an aqueous solution of Na<sub>2</sub>S<sub>2</sub>O<sub>3</sub> and were isolated by simple filtration. Whereas in other hazardous solvents, the extraction step for the isolation of the products were required. At room temperature no product formation was observed even after 12 h, however, with increase in temperature, product **3** was obtained within few hours (**Table3**).

**Table 3:** Study of temperature effect for the synthesis of 3 in ethanol

Entry	Temp. (°C)	Time (h)	Yield <sup>a</sup> (%)
1	00	12	00
2	40	12	30
3	50	12	75
4	60	8	92
5	75	3	94

<sup>a</sup>: Isolated yield after column chromatography.

After getting these encouraged results, we have extended the methodology to a variety of aromatic aldehydes, which are summarized in Table 4. This method is effective for the preparation of 1-pyridylimidazo [1,5-a] pyridines **3**

To check the efficiency of molecular iodine catalyst we also tried several conventional acid catalysts or acid under identical conditions, results are showed in (**Table2**).

When conventional Lewis acids such as AlCl<sub>3</sub>, TiCl<sub>4</sub>, ZnCl<sub>2</sub> used under identical condition it gave product **20**, 10 and 40 % isolated yield, where as pTSA gave traces of product. AcOH gave 70% of product after 6 h, which was replaced by strong acids such as H<sub>2</sub>SO<sub>4</sub> and PPA (poly phosphoric acid) there is progressive increase in yield of product and drop out of reaction time, but problem with using these acid catalyst is the critical isolation method and generation hazardous waste material.

Toluene, acetonitrile, methanol and ethanol were found to be suitable solvent, where as solvents such as DMF, DMSO, DCM does not gave products in satisfactory amount. As we found that ethanol is best solvent, we proceeded with ethanol, which is considered as a relatively benign organic solvent (**Table 2**).

from both electrons efficient as well as electron deficient aromatic aldehydes. The aryl groups substituted with different groups and also the same groups located at different positions of the aromatic ring did not show any marginal effect on the formation of 1-pyridylimidazo [1,5-a] pyridines **3**. Another advantage of this methodology is, nearly stoichiometric amount of ammonium acetate was used in the course of the reaction, whereas previously many-fold of ammonium acetate was required. This is an additional advantage of the novel methodology. Molecular I<sub>2</sub> due to its Lewis acidic nature is capable of binding with the carbonyl oxygen increasing the reactivity of the parent carbonyl compound (**schem:2**). Iodine facilitates the formation of the imine intermediate, which under mild acid catalysis of I<sub>2</sub> condenses further with the carbonyl carbon of the 1,2-dipyridylketone followed by dehydration to afford the intermediate (III), which rearranges to the required 1-pyridylimidazo[1,5-a] pyridines **3**.

### General Experimental Method

The <sup>1</sup>H-NMR spectra were recorded on a Bruker AC-200 spectrometer with TMS as internal standard with 200 MHz frequency; chemical shifts (δ scale) are reported in parts per million (ppm) relative to the central peak of the solvent. <sup>1</sup>H-NMR Spectra are reported in order:

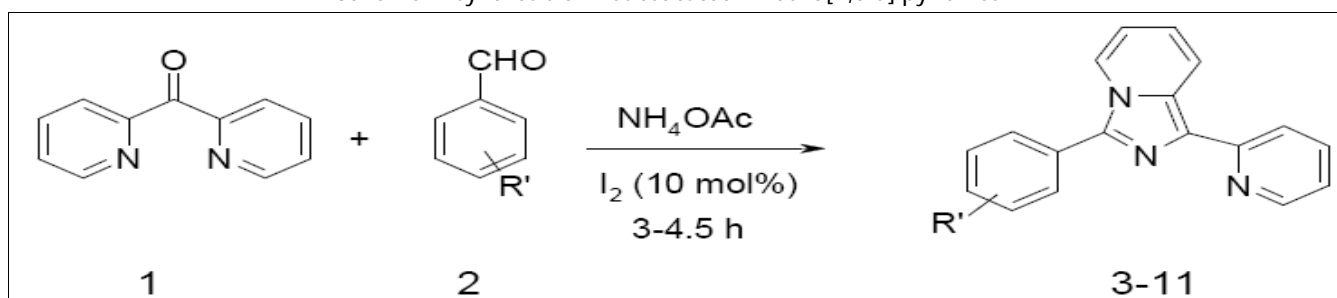


multiplicity, approximate coupling constant ( $J$  value) in hertz (Hz) and number of protons; signals were characterized as s (singlet), d (doublet), t (triplet), m (multiplet), br s (broad signal). The  $^{13}\text{C}$ -NMR spectra were recorded at 50 MHz; chemical shifts ( $\delta$  scale) are reported in parts per million (ppm). IR spectra were recorded on ATI MATTSON RS-1 FTIR spectrometer. Melting points were recorded in an open capillary. The crude products were purified by column chromatography using silica gel (60–120 mesh size).

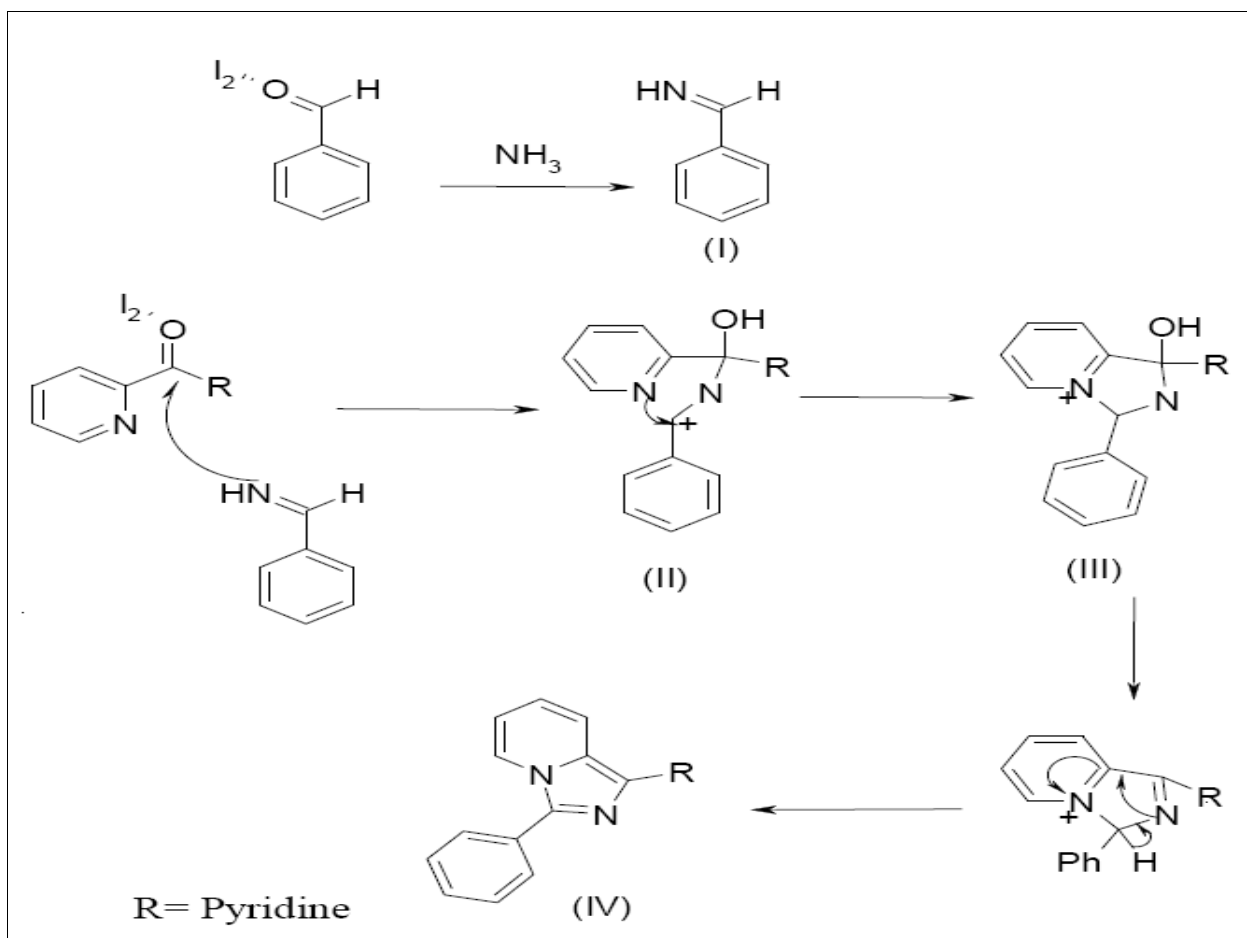
### General Procedure for the Synthesis of 1-pyridylimidazo [1,5-a]pyridines 3

A mixture of 1,2-dipyridyl ketone 1 (10 mmol), aromatic aldehyde 2 (10 mmol), ammonium acetate (20 mmol) and iodine (10 mol%) in ethanol (10 ml) was stirred at  $75^\circ\text{C}$  for the time specified in Table 3. The completion of the reaction was monitored by TLC. After completion of the reaction, the reaction mixture was diluted with water (containing 15% sodium bisulphate). The separated solid products were filtered off, washed with water, and dried. The crude products thus obtained were purified by column chromatography on silica gel (60–120 mesh size) using 25% ethylacetate in petroleum ether as eluent to yield 3.

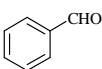
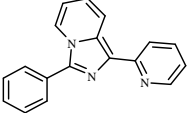
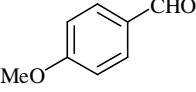
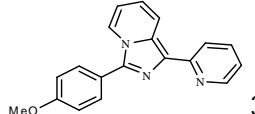
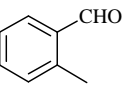
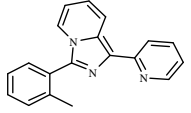
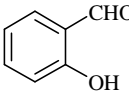
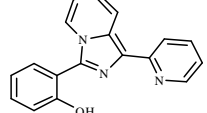
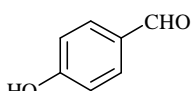
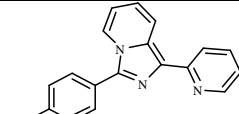
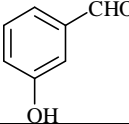
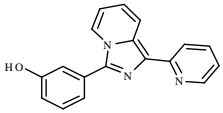
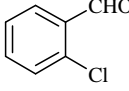
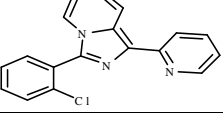
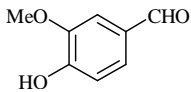
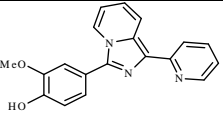
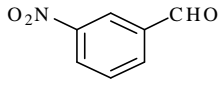
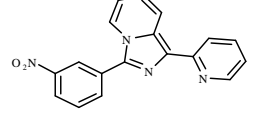
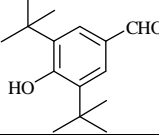
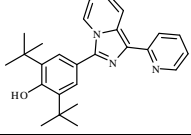
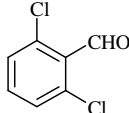
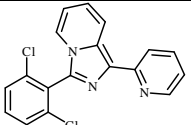
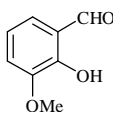
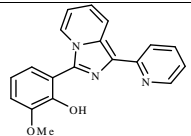
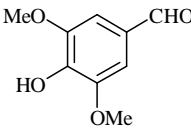
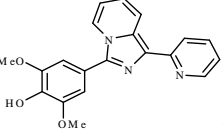
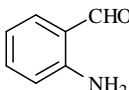
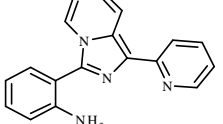
Scheme 1: synthesis of 1-substituted imidazo[1,5-a]pyridines



Scheme 2:



**Table 4: Synthesis of 1-Pyridylimidazo [1,5-a] pyridines (3a-n)**

Entry	Aldehyde	Product	Time (h).	Yield (%)
1		 3a	3	93 <sup>15</sup>
2		 3b	4	92 <sup>15</sup>
3		 3c	4.5	91 <sup>15</sup>
4		 3d	3	91 <sup>15</sup>
5		 3e	3	92 <sup>15</sup>
6		 3f	4	90 <sup>15</sup>
7		 3g	4.5	91 <sup>15</sup>
8		 3h	4	91 <sup>15</sup>
9		 3i	4.5	88 <sup>15</sup>
10		 3j	4	94 <sup>15</sup>
11		 3k	3.5	87 <sup>15</sup>
12		 3l	4.5	92 <sup>15</sup>
13		 3m	3	94 <sup>15</sup>
14		 3n	4	90 <sup>15</sup>

**Spectroscopic and analytical data:**

**1-(2-Pyridyl)-3-phenylimidazo [1,5-a]pyridine(3a):** Yellow solid, mp 91-92 °C. IR (CHCl<sub>3</sub>, cm<sup>-1</sup>):  $\nu_{\max}$  646,761, 960, 1404, 1565, 1633, 2224, 2933. <sup>1</sup>H NMR (200 MHz, CDCl<sub>3</sub>):  $\delta$  6.61 (t, *J* = 6.5, 1H), 6.87 (dd, *J* = 9, 1H) 7.04 (t, *J* = 6.5, 1H), 7.43 (t, *J* = 7.5, 1H), 7.49 (t, *J* = 7.5, 2H), 7.66 (t, *J* = 7.5, 1H), 7.79 (d, *J* = 7.5, 2H), 8.20 (d, *J* = 7.5, 2H), 8.57 (d, *J* = 4.5, 1H), 8.67 (d, *J* = 9, 1H). <sup>13</sup>C NMR (50 MHz, CDCl<sub>3</sub>) :  $\delta$  116.9, 119.7, 120.3, 120.8, 121.5, 121.7, 128.3, 128.8, 128.9, 129.8, 130.1, 130.3, 136.1, 137.8, 148.8, 154.9. Anal. Calcd. for C<sub>18</sub>H<sub>13</sub>N<sub>3</sub>: C, 79.68; H, 4.83; N, 15.49. Found C, 79.25; H, 4.49; N, 15.27. LC-MS: m/z = 272.(M<sup>+</sup>)

**1-(2-Pyridyl)-3-(4-methoxy-phenyl) imidazo [1,5-a]pyridine (3b):** yellow solid, mp 120-121 °C. IR (CHCl<sub>3</sub>, cm<sup>-1</sup>):  $\nu_{\max}$  765, 850, 1050, 1321, 1509, 1633, 2248, 2850. <sup>1</sup>H NMR (200 MHz, CDCl<sub>3</sub>):  $\delta$  3.81 (s, 3H), 6.56 (t, *J* = 7.7, 1H), 6.84 (dd, *J* = 9.0, 6.4, 1H), 6.95-7.04 (m, 3H), 7.59-7.69 (m, 3H), 8.18 (dd, *J* = 8.19, 7.3 2H), 8.57 (d, *J* = 5.85, 1H), 8.60 (d, *J* = 9.34, 1H). <sup>13</sup>C NMR (50 MHz, CDCl<sub>3</sub>):  $\delta$  55.4, 113.7, 114.3, 119.8, 120.2, 120.7, 121.5, 122.3, 122.6, 129.7, 129.9, 130, 136.1, 138, 148.7, 154.6, 160. Anal. Calcd. for C<sub>19</sub>H<sub>15</sub>N<sub>3</sub>O: C, 75.73; H, 5.02; N, 13.94. Found C, 75.45; H, 4.59; N, 13.41. LC-MS: m/z =302.(M<sup>+</sup>)

**1-(2-Pyridyl)-3-(2-methyl-phenyl) imidazo [1,5-a]pyridine (3c):** yellow solid, mp 114-115 °C. IR (CHCl<sub>3</sub>, cm<sup>-1</sup>):  $\nu_{\max}$  725, 810, 900, 1050, 1520, 1635, 1862, 2840, 3021. <sup>1</sup>H NMR (200 MHz, CDCl<sub>3</sub>/DMSO-*d*<sub>6</sub>):  $\delta$  2.20 (s, 3H), 6.55 (t, *J* = 6.5, 1H), 6.87 (dd, *J* = 9, 6.3, 1H), 7.03 (t, *J* = 6.5, 1H), 7.21-7.35 (m, 3H), 7.44 (d, *J* = 7.5, 1H), 7.56 (d, *J* = 7.5, 1H), 7.64 (t, *J* = 8, 1H), 8.16 (d, *J* = 8, 1H), 8.57 (d, *J* = 4.5, 1H), 8.65 (d, *J* = 9, 1H). <sup>13</sup>C NMR (50 MHz, CDCl<sub>3</sub>/DMSO-*d*<sub>6</sub>):  $\delta$  19.7, 113.5, 119.8, 120.4, 121, 121.5, 121.6, 126.2, 129, 129.7, 129.8, 130.5, 130.8, 136.3, 137.7, 138.6, 139.1, 148, 152.6. Anal. Calcd. for C<sub>19</sub>H<sub>15</sub>N<sub>3</sub>: C, 79.98; H, 5.30; N, 14.73. Found C, 79.6; H, 5.09; N, 14.42. LC-MS: m/z = 285.(M<sup>+</sup>)

**1-(2-Pyridyl)-3-(2-hydroxy-phenyl) imidazo [1,5-a]pyridine (3d):** pale yellow solid, mp 195-196 °C. IR (CHCl<sub>3</sub>, cm<sup>-1</sup>):  $\nu_{\max}$  759, 964, 1260, 1315, 1630, 2400, 3450. <sup>1</sup>H NMR (200 MHz, CDCl<sub>3</sub>/DMSO-*d*<sub>6</sub>):  $\delta$  5.05 (s, 1H), 7.17 (t, *J* = 6.8, 1H), 7.33-7.53 (m, 4H), 7.75 (t, *J* = 8, 1H), 8.17 (d, *J* = 7.91, 2H), 8.51 (d, *J* = 7.78, 1H), 8.65 (d, *J* = 6.77, 1H), 9 (d, *J* = 4.5, 1H), 9.11 (d, *J* = 9.26, 1H). <sup>13</sup>C-NMR (50 MHz, CDCl<sub>3</sub>/DMSO-*d*<sub>6</sub>):  $\delta$  116.2, 120.5, 121.6, 122.0, 122.2, 122.4, 123.6, 123.7, 128.4, 129.9, 135.7, 135.7, 136.3, 136.9, 149.8, 150.0, 155.8, 157.4. Anal. Calcd. for C<sub>18</sub>H<sub>13</sub>N<sub>3</sub>O: C, 75.25; H, 4.56; N, 14.63. Found C, 74.71; H, 4.07; N, 14.28. LC-MS: m/z = 288.(M<sup>+</sup>)

**1-(2-Pyridyl)-3-(4-hydroxy-phenyl) imidazo [1,5-a]pyridine (3e):** pale yellow solid, mp 194-195 °C. IR (CHCl<sub>3</sub>, cm<sup>-1</sup>):  $\nu_{\max}$  759, 964, 1260, 1315, 1630, 2400, 3450. <sup>1</sup>H NMR (200 MHz, CDCl<sub>3</sub>/DMSO-*d*<sub>6</sub>):  $\delta$  8.80 (d, *J* = 9.0, 1H), 8.60 (d, *J* = 5.8, 1H), 8.12 (dd, *J* = 8.0, 2H), 7.69-7.51 (m, 3H), 7.36 (dd, *J* = 9.1, 1H), 6.83-7.02 (m, 3H), 6.62 (t, *J* = 6.7, 1H), <sup>13</sup>C-NMR (50 MHz, CDCl<sub>3</sub>/DMSO-*d*<sub>6</sub>):  $\delta$  = 154.4, 154.4, 149.3, 147, 144.3, 138.6, 129.5, 128.3, 120.6, 119.8, 117.1, 114.7. Anal. Calcd. for C<sub>18</sub>H<sub>13</sub>N<sub>3</sub>O: C, 75.25;

H, 4.56; N, 14.63. Found C, 74.71; H, 4.07; N, 14.28. LC-MS: m/z = 288.(M<sup>+</sup>)

**1-(2-Pyridyl)-3-(3-hydroxy-phenyl) imidazo [1,5-a]pyridine (3f):** yellow solid, mp 200-201 °C. IR (CHCl<sub>3</sub>, cm<sup>-1</sup>):  $\nu_{\max}$  629, 763, 825, 1455, 1657, 2127, 2254, 3360. <sup>1</sup>H NMR (200 MHz, CDCl<sub>3</sub>/DMSO-*d*<sub>6</sub>):  $\delta$  5.00 (s, 1H), 6.72-7.04 (m, 5 H), 7.08-7.14 (m, 1H), 7.30-7.34 (d, *J* = 8.03, 1H), 7.70-7.78 (m, 1H), 8.12-8.16 (d, *J* = 8.08, 1H), 8.36-8.41 (d, *J* = 7.08, 1H), 8.56-8.57 (d, *J* = 5.6, 1H), 8.60-8.63 (d, *J* = 9.25, 1H); <sup>13</sup>C-NMR (50 MHz, CDCl<sub>3</sub>/DMSO-*d*<sub>6</sub>):  $\delta$  114.2, 115.7, 119.6, 120.5, 122.0, 122.3, 123.6, 130.4, 135.7, 136.9, 137.9, 149.8, 150.0, 157.4, 157.8. Anal. Calcd. for C<sub>18</sub>H<sub>13</sub>N<sub>3</sub>O: C, 75.25; H, 4.56; N, 14.63. Found C, 74.82; H, 4.42; N, 14.48. LC-MS: m/z =287.(M<sup>+</sup>)

**1-(2-Pyridyl)-3-(2-chloro-phenyl) imidazo [1,5-a] pyridine (3g):** bright yellow solid, mp 178-179 °C. IR (CHCl<sub>3</sub>, cm<sup>-1</sup>):  $\nu_{\max}$  708, 821, 1052, 1453, 1635, 2469, 3080. <sup>1</sup>H NMR (200 MHz, CDCl<sub>3</sub>):  $\delta$  6.61-6.66 (m, 1H), 6.91-6.97 (m, 1H), 7.1-7.15 (m, 1H), 7.37-7.73(m, 6H), 8.17-8.25 (m, 1H), 8.60-8.64 (m, 1H), 8.68-8.75 (m, 1H). <sup>13</sup>C NMR (50 MHz, CDCl<sub>3</sub>):  $\delta$  113.5, 119.6, 120.4, 121.1, 121.4, 122.1, 127.2, 129.1, 129.6, 129.8, 130.7, 133.2, 134.3, 135.6, 136.1, 148.9, 154.5. Anal. Calcd. for C<sub>18</sub>H<sub>12</sub>N<sub>3</sub>Cl: C, 70.71; H, 3.91; N, 13.70. Found: C, 70.09; H, 3.41; N, 13.29. LC-MS: m/z =306.(M<sup>+</sup>)

**1-(2-Pyridyl)-3-(3-methoxy-4-hydroxyphenyl) imidazo [1,5-a] pyridine (3h):** yellow solid, mp 132-133 °C:  $\nu_{\max}$  665, 820, 910, 1216, 1404, 1589, 1677, 2962, 3019. <sup>1</sup>H NMR (200 MHz, CDCl<sub>3</sub>/DMSO-*d*<sub>6</sub>):  $\delta$  3.72(s, 3H), 5.13(br s, 1H), 6.48-6.41(t, *J* = 9.1, 1H), 6.74-6.65(m, 1H), 6.92-6.81 (m, 2H), 7.05-7.00 (m, 1H) 7.14-7.12 (m, 1H), 7.56-7.47 (m, 1H), 7.99 (d, *J* =9.6, 2H), 8.4-8.3 d, *J* = 8.4, 2H), <sup>13</sup>C-NMR (50 MHz, CDCl<sub>3</sub>/DMSO-*d*<sub>6</sub>):  $\delta$  153.8, 147.9, 147.4, 146.8, 137.7, 135.7, 129.1, 128.6, 127.5, 121.8, 120.5, 120.4, 120.3, 120.2, 119.6, 119.0, 114.9, 113.1, 111.5, 55.2 Anal. Calcd. for C<sub>19</sub>H<sub>15</sub>N<sub>3</sub>O<sub>2</sub>: C, 71.91; H, 4.76; N, 13.24. Found: C, 71.54; H, 4.38; N, 13.12. LC-MS: m/z = 318.(M<sup>+</sup>)

**1-(2-Pyridyl)-3-(3-nitro-phenyl) imidazo [1,5-a] pyridine (3i):** yellow solid, mp 187-188 °C. IR (CHCl<sub>3</sub>, cm<sup>-1</sup>):  $\nu_{\max}$  840, 914, 1210, 1335, 1560, 1620, 1810, 2100. <sup>1</sup>H NMR (200 MHz, CDCl<sub>3</sub>/DMSO-*d*<sub>6</sub>):  $\delta$  6.8 (t, *J* = 7, 1H), 7.09(t, *J* =7, 1H), 7.12 (t, *J* = 7, 1H), 7.79-7.8 (m, 2H), 8.10 (d, *J* = 8, 1H), 8.26 (d, *J* = 7.5, 1H), 8.34 (d, *J* = 7, 1H), 8.57-8.6 (m, 4H). <sup>13</sup>C-NMR (50 MHz, CDCl<sub>3</sub>/DMSO-*d*<sub>6</sub>):  $\delta$  115.8, 120, 121.5, 121.8, 123.2, 123.3, 123.7, 125, 130, 131, 131.3, 131.7, 134, 136, 138.1, 149, 149.5, 155. Anal. Calcd. for C<sub>18</sub>H<sub>12</sub>N<sub>4</sub>O<sub>2</sub>: C, 68.35; H, 3.82; N, 17.71. Found: C, 67.83; H, 3.39; N, 17.32. LC-MS: m/z =317.(M<sup>+</sup>)

**1-(2-Pyridyl)-3-(3, 5-di-tert-butyl-4-hydroxy-phenyl) imidazo [1,5-a] pyridine (3j):** yellow solid, mp 212-213 °C. IR (CHCl<sub>3</sub>, cm<sup>-1</sup>):  $\nu_{\max}$  669, 710, 1036, 1352, 1430, 1633, 2400, 3435. <sup>1</sup>H NMR (200 MHz, CDCl<sub>3</sub>)  $\delta$  1.5 (s, 18H), 5.45 (brs, 1H), 6.84-6.92 (m, 1H), 7.03-7.1 (m, 1H), 7.58 (s, 2H), 7.66-7.74 (m, 1H), 8.12-8.16 (d, *J* = 7.28, 1H), 8.24-8.28 (d, *J* = 8.48, 1H), 8.60-8.71 (m, 2H). <sup>13</sup>C NMR (50 MHz, CDCl<sub>3</sub>):  $\delta$  30.2, 113.5, 119.9, 120.2, 120.7, 121.7, 125.6,



136.2. Anal Calcd. for  $C_{26}H_{29}N_3O$ : C, 78.16; H, 7.32; N, 10.52. Found C, 77.89; H, 6.89; N, 9.92. LC-MS: m/z = 400.(M<sup>+</sup>)

**1-(2-Pyridyl)-3-(5-methoxy-6-hydroxyphenyl) imidazo [1,5-a] pyridine (3l):** yellow solid, mp 184-185<sup>o</sup>C.  $\nu_{max}$  660,690, 820, 910, 1216, 1404, 1589, 1630, 2966, 3019. <sup>1</sup>H NMR (200 MHz, CDCl<sub>3</sub>)  $\delta$  11.50 (s, br,1H), 8.72 (m, 1H), 8.84-8.92 (m, 1H), 8.03 (m, 1H), 8.38 (m, 1H), 7.66-7.74 (m, 1H), 7.37-8.16 (m, 1H), 7.05 (m, 1H), 6.86 (m, 3H), 6.66 (m, 1H), 3.5 (s,3H) <sup>13</sup>C NMR (50 MHz, CDCl<sub>3</sub>):  $\delta$  <sup>13</sup>C-NMR (50 MHz, CDCl<sub>3</sub>/DMSO-*d*<sub>6</sub>):  $\delta$  154.8, 149.9, 147.4, 146.2, 136.7, 135.7, 129.4, 128.6, 126.5, 122.8, 121.5, 120.4, 120.3, 120.2, 119.8, 119.0, 118,114,113.2, 111.5, 55.2 Anal Calcd. for  $C_{19}H_{15}N_3O_2$ : C, 71.91; H, 4.76; N, 13.24. Found: C, 71.81; H, 4.86; N, 12.90 LC-MS: m/z = 317.(M<sup>+</sup>)

**1-(2-Pyridyl)-3-(2-amino-phenyl) imidazo [1,5-a] pyridine (3n):** yellow solid, mp 145-146<sup>o</sup>C <sup>1</sup>H NMR (200 MHz, CDCl<sub>3</sub>)  $\delta$  8.1(d,2H), 7.56(m,1H), 7.42 (m,1H), 7.40 (m,2H),7.18(m,2H), 7.04 (m,1H),6.62 (m,1H),6.45 (m,1H),6.15(m,1H),5.77 (m,1H),4.78 (s,2H). <sup>13</sup>C NMR (50 MHz, CDCl<sub>3</sub>):  $\delta$  147.2,136.6, 136.2, 132.1 131.6, 129.7, 128.9, 1285, 127.4, 126.5, 124, 122.4, 119.7, 118.3, 119.8, 117, 116.3, 114.2, 112.2 Anal Calcd. for  $C_{19}H_{15}N_3O_2$ : C, 79.90; H, 5.28; N, 14.30. Found: C, 79.53; H, 5.13; N, 14.34 LC-MS: m/z = 286.(M<sup>+</sup>)

## CONCLUSION

In conclusion, we describe a mild and efficient route for the synthesis of 1-pyridylimidazo[1,5-a] pyridines utilizing molecular iodine as a novel Lewis acid catalyst. This method not only provides an excellent complement to 1-pyridylimidazo[1,5-a] pyridines synthesis but also avoids the use of hazardous acids or bases and harsh reaction conditions. The advantages of this method include good substrate generality, the use of inexpensive reagents and catalyst under mild conditions, and experimental operational ease. Reactions employing iodine as a catalyst for other organic transformations are currently under investigation in our research group, and will be reported in due course.

**Acknowledgment:** The authors are thankful to the department of chemistry, Sir Sayyed College Aurangabad and authors are like to thank DST Delhi for providing financial support.

## REFERENCES

- (a) Ko, S.; Sastry, M. N. V.; Lin, C.; Yao, C. F. *Tetrahedron Letters* 2005, 46, 5771. (b) Lee, B. S.; Mahajan, S.; Janda, K. D. *Synlett*, 2005, 1325. (c) Sun, J.; Dong, Y., Cao, X.; Wang, X.; Wang, S.; Hu, Y. *J. Org. Chem.* 2004, 69, 8932.
- Pkan P. *J. Org. Chem.* 2004, 69, 4005.
- Biachi, G.; Rodrigues, A.; Yakurshigi, K. *J. Org. Chem.* 1989, 54, 4497.
- Zito, S. W.; Martlnez, M. *J. Biol. Chem.* 1980, 225, 8645.
- Arbilla, S.; Allen, J.; Wick, A.; Langer, S. *Eur. J. Pharmacol.* 1986, 130, 257.
- Bolger, L.; Brittain, R. J.; Jack, D.; Jackson, M. R.; Martin, L. E.; Mills, J.; Poynter, D.; Tyers, M. B. *Nature*, 1972, 238, 354.
- Jansonius, J. N.; Eichele, G.; Ford, G. C.; Picot, D.; Thaller, C.; Vicent, M. G.; *In Transaminases*; Christen, P.; Metzler, D. E. Eds.; Wiley: NewYork, 1985, pp110.
- Ford, N. F.; Browne, L. J.; Campbell, T.; Gemenden, C.; Goldstein, R.; Gude, C.; Wasley, J. N. F. *J. Med. Chem.* 1985, 28, 164.
- (a) Bourdais, J.; Omar, A. M. E. *J. Heterocycl. Chem.* 1980, 17, 555. (b) El Khadem, H. S.; Kawai, J.; Sartz, D. L. *Heterocycles*, 1989, 28, 239.
- (a) Bower, J. D.; Ramage, G. R.; *J. Chem. Soc.* 1955, 2834. (b) Winterfeld, K.; Franzke, H. *Angew. Chem. Int. Ed. Engl.* 1963, 75, 1101.
- Palacios, F.; Alonso, C.; Rubiales, G. *Tetrahedron*, 1995, 51, 3683.
- Kartritzky, A. R.; Qiu, G. *J. Org. Chem.* 2001, 6628.
- (a) Krapcho, A. P.; Powell, J. R. *Tetrahedron Lett.* 1986, 27, 3713. (b) Grigg, R.; Kennewell, P.; Savic, V.; Sridharan, V. *Tetrahedron* 1992, 48, 10423.
- Wang, J.; Dyers, L.; Mason, R. Jr.; Amoyaw, P. Jr.; Bu, X. R. *J. Org. Chem.* 2005, 70, 2353.
- Bluhm, M. E.; Ciesielski, M.; Gols, H.; Walter, O.; Doring, M. *Angew. Chem. Int. Ed.* 2002, 41, 2962.
- Sasaki, K.; Tsurumori, A.; Hirota, T. *J. Chem. Soc. Perkin Trans.* 1998, 3851.
- iddiqui, S. A.; Potewar, T. M.; Lahoti, R.J.; Srinivasan, K. V. *Synthesis*, 2006, 2849.

\*\*\*\*\*

