



## KF/Al<sub>2</sub>O<sub>3</sub> Mediated Synthesis of N-arylamines and their Antifungal Activity

Madhu R. Sharma, M. M. V. Ramana\*

Department of Chemistry, University of Mumbai, Vidyanagari, Santacruz (East), Mumbai.

\*Corresponding author's E-mail: [mmvramana@yahoo.co.in](mailto:mmvramana@yahoo.co.in)

Accepted on: 24-09-2013; Finalized on: 30-11-2013.

### ABSTRACT

KF/Al<sub>2</sub>O<sub>3</sub> (basic) was used to prepare a number of N-arylamines by N-arylation of primary/secondary amines with activated aryl halides at room temperature. All the new compounds have been characterized by their spectral and micro analytical data. Compounds were examined for their antifungal activity against *Candida albicans* and *Saccharomyces cerevisiae*. Some of the synthesized compounds showed significant anti-fungal activity.

**Keywords:** Activated aryl halides, Antifungal activity, KF/Al<sub>2</sub>O<sub>3</sub> (basic), N-arylation, Primary/Secondary amines,

### INTRODUCTION

Synthesis of N-arylated compounds has received attention worldwide due to their structural motifs which are present in a number of molecules with several applications. N-arylated compounds are distinctive structures in medicinal chemistry. Thus N-arylation is an important reaction since the outcome N-arylated product plays a very important role in pharmaceuticals, natural products and biologically active compounds.<sup>1-6</sup>

The standard method to prepare these moieties is either by using traditional Ullmann type coupling<sup>7-8</sup> as well as the reaction of amines with aryl bismuth, aryl silane and aryl lead reagents.<sup>9-11</sup> However, these reactions suffer from various drawbacks such as high temperature, harsh reaction condition, longer time for completion and stoichiometric quantity of copper, which prevented the use of Ullmann coupling reaction from achieving its potency for a long time and limited their applications. A progress has been made by Buchwald and co workers who revealed that N-arylation of amines with activated aryl halides using copper as a catalyst could be accomplished in good yields in the presence of ligand under mild conditions.<sup>12-18</sup> N-arylation using copper salts, protic solvents and in the absence of base<sup>19-21</sup> has been reported recently. Chan<sup>22</sup> and Lam<sup>23-24</sup> reported the copper-mediated N-arylation using copper (II) acetate and boronic acids. Chiang et al. introduced the C-N cross-coupling reactions with aryl boronic acids using a polymer supported copper catalyst.<sup>25</sup> Collman enhanced the method using catalytic amount of [Cu(OH)TMEDA]<sub>2</sub>Cl<sub>2</sub>, in absence of the base at room temperature.<sup>26-27</sup> However the transition metal used leaves traces of it in the reaction product which creates a problem for drug synthesis. Also ligand and solvent free system would represent a major advance as the inconvenience during workup can be overcome.

Due to increasing environmental and financial problems, the chemical industry altogether has started researching

various ways of developing the cleanliness and abundance of many synthetic methods. One such access is the relevance of solid support method. Solid-supported technology has been in use for decades, and has found to be useful for a large range of transformations which are very important to chemists. The advantages of solid support method have been well illustrated in the recent literature: excess reagents and reaction impurities can be easily removed by washing of the solid-phase and large number of compounds can be prepared by using this methodology. Thus this methodology has become a key constituent of a medicinal chemist's armory. Recently we have developed a simple and time effective method for N-arylation.<sup>28</sup>

We report herein the synthesis of N-arylamines by the arylation of primary/secondary amines with activated aryl halides by using KF on basic Al<sub>2</sub>O<sub>3</sub> as the solid support at room temperature. Basic alumina coated with potassium fluoride (KF/ Al<sub>2</sub>O<sub>3</sub>), has replaced many organic bases in number of reactions.<sup>29</sup> The KF/ Al<sub>2</sub>O<sub>3</sub> possesses a number of advantages. The product can be easily removed by filtration, avoiding tedious workups and decreasing solvent waste concern. In addition, the product is not bounded covalently to the solid support, the reactions can be easily monitored and analysis can be achieved by using thin layer chromatography.

### MATERIALS AND METHODS

The melting points were determined using capillary tube and are uncorrected. The FTIR spectra were recorded on Spectrum One Perkin Elmer (US). The <sup>1</sup>H NMR spectra were recorded on a Bruker AVANCE (300 MHz) spectrometer (with TMS as internal reference). <sup>13</sup>C NMR spectra were recorded on Bruker AVANCE (75MHz) spectrometer. Mass spectra were recorded on API-3000 MD-series (US). Elemental analyses were carried out in EA 3000, Euro Vector, Italy. The purity of the compounds was checked by TLC on pre-coated SiO<sub>2</sub> gel (200mesh).



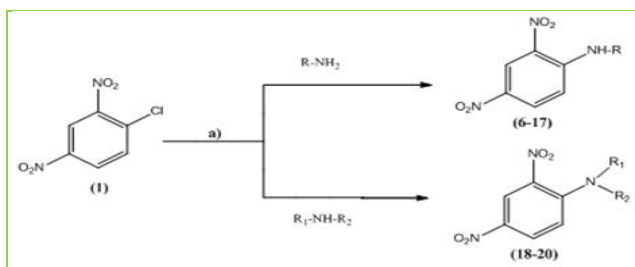
### General procedure for the preparation of compounds (6-39)

To a mixture of dry KF (0.3g) and basic  $Al_2O_3$  (0.5g) as solid support add primary/secondary amines (0.005M) and stir it well. Now add activated aryl halide (0.005M) at room temperature with continuous stirring. After completion of reaction (Thin layer chromatography) the solid was extracted with chloroform and filtered. The chloroform extract was distilled and residue purified by crystallization/column chromatography.

The activated halides 1-chloro-2,4-dinitrobenzene (**1**)<sup>30</sup>, 2-chloro-1,3-dinitro-5-(trifluoromethyl) benzene (**2**)<sup>31</sup>, 2-chloro-3-nitropyridine (**3**)<sup>32</sup>, 2-chlorobenzoxazole (**4**)<sup>33</sup>, 2-chlorobenzothiazole (**5**)<sup>34</sup> have been synthesized as per the literature procedure.

### Antifungal activity

The antifungal activity of the synthesized compounds was tested against *Candida albicans* and *Saccharomyces cerevisiae* using nutrient agar medium (Hi-Media Laboratories, India). The results are summarized in Table 6. The medium is prepared by dissolving 3.39 g of the commercially available Muller Hinton Agar Medium (HiMedia) in 100 ml of distilled water. The dissolved medium was autoclaved at 15 lbs pressure at 121°C for 15 minutes. The autoclaved medium was mixed well and poured onto 100 mm petriplates (25-30 ml/plate) while still molten. 100 ml of nutrient broth was prepared by dissolving 1.3 g of commercially available nutrient medium (HiMedia) in 100 ml distilled water and boiled to dissolve the medium completely. The medium was dispensed as desired and sterilized by autoclaving at 15 lbs pressure (121°C) for 15 minutes. Petri plates containing 20 ml Muller Hinton medium were seeded with 24hr culture of bacterial strains. Wells were cut and 20µl of the compounds (in DMSO) were added. The plates were incubated at 37°C for 24 hours for antifungal activity. Amphotericin is used as standard.

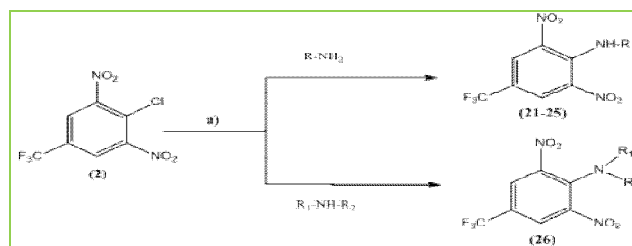


**Scheme 1:** Synthesis of N-arylamines (**6-20**) by N-arylation of amines with 2,4-dinitrochlorobenzene (**1**). Reaction conditions: a) KF/ $Al_2O_3$  at room temperature.

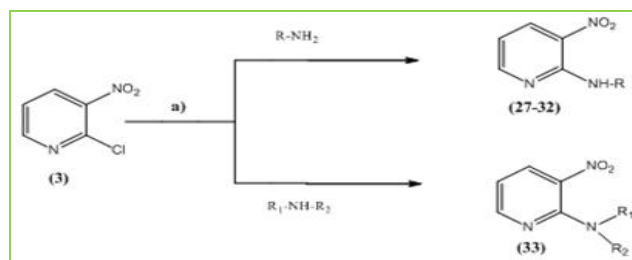
### RESULTS AND DISCUSSION

To assess the efficiency and scope of our method, different amines were N-arylated with different activated arylhalides. Initially the C-N bond formation was tested for a number of different primary/secondary amines (0.005M) with different activated aryl halides (0.005M) in presence of KF/ $Al_2O_3$  at room temperature (Schemes 1

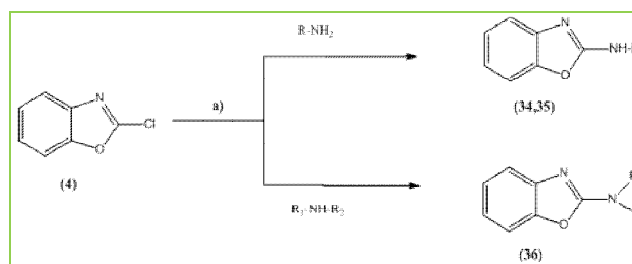
and 2) (table 1, 2). The reactivity of arylhalides was greatly improved by electron withdrawing groups such as  $NO_2$ ,  $CF_3$  either ortho/para or both to the aryl halides compound **1** and **2**. After that we carried out the reaction of different primary/secondary amines (0.005M) with different hetero aryl halides (0.005M) compound **3**, **4** and **5** under same conditions (Schemes 3, 4 and 5) (table 3, 4, 5). Good yields of the N-arylated compounds were produced. The N-arylation was also selective; phenolic –OH group (table 1, compound **12**) and alcoholic –OH group (table 4, compound **34**) remained unaffected.



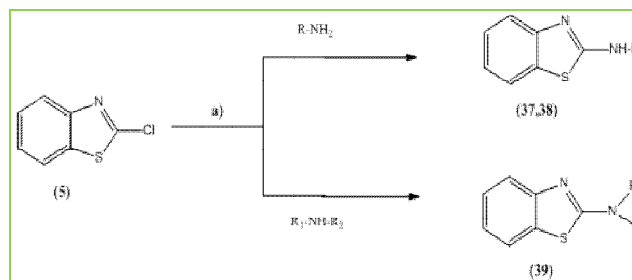
**Scheme 2:** Synthesis of N-arylamines (**21-26**) by N-arylation of amines with 2-chloro-1,3-dinitro-5-(trifluoromethyl) benzene (**2**). Reaction conditions: a) KF/ $Al_2O_3$  at room temperature.



**Scheme 3:** Synthesis of N-arylamines (**27-33**) by N-arylation of amines with 2-chloro-3-nitropyridine (**3**). Reaction conditions: a) KF/ $Al_2O_3$  at room temperature.

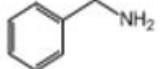
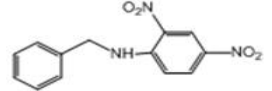
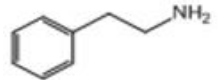
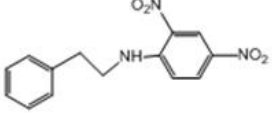
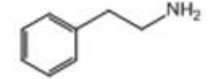
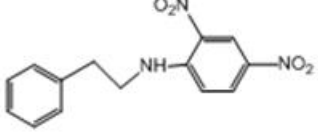
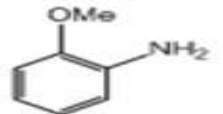
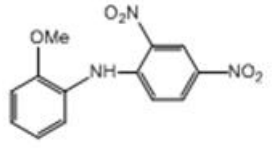
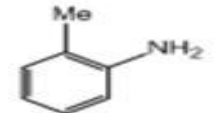
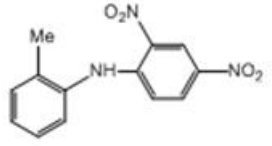
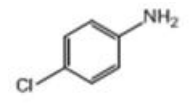
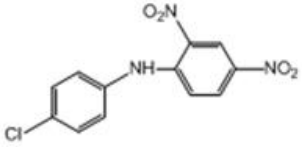
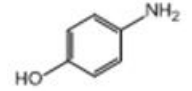
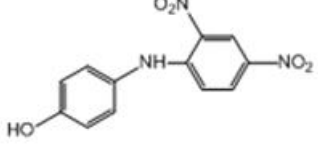
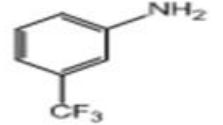
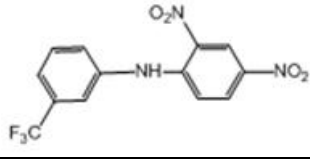
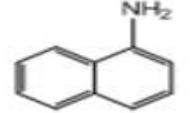
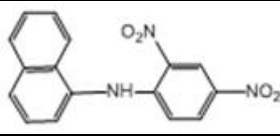
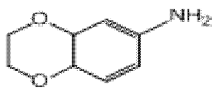
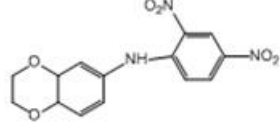
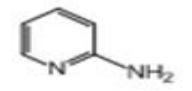
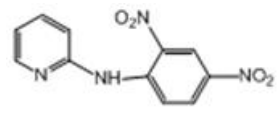
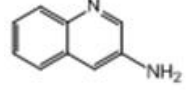
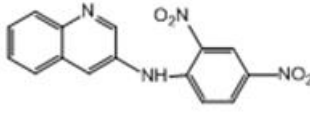


**Scheme 4:** Synthesis of N-arylamines (**34-36**) by N-arylation of amines with 2-chlorobenzoxazole (**4**). Reaction conditions: a) KF/ $Al_2O_3$  at room temperature.

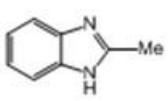

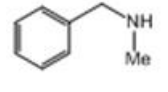
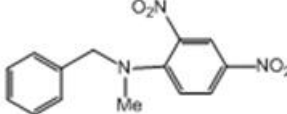
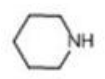
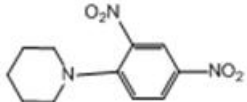


**Scheme 5:** Synthesis of N-arylamines (**37-39**) by N-arylation of amines with 2-chlorobenzothiazole (**5**). Reaction conditions: a) KF/ $Al_2O_3$  at room temperature.


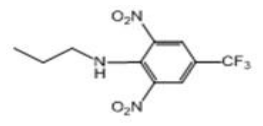
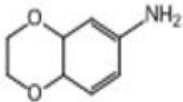
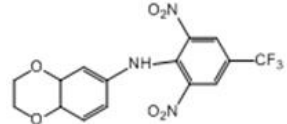
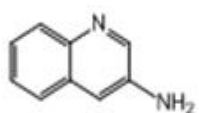
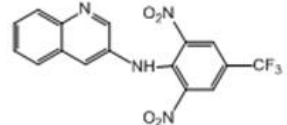
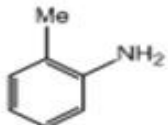
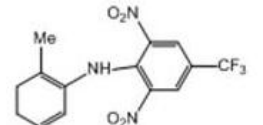
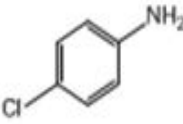
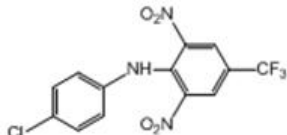
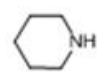
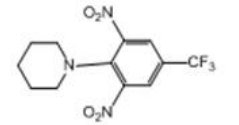
**Table 1:** Synthesis of N-arylamines (6-20) by N-arylation of amines with 2,4-dinitrochlorobenzene (1) in presence of  $KF/Al_2O_3$  at room temperature.

Amine	Product	Time (min)	M.P. <sup>a</sup> (°C)	Yield <sup>b</sup> (%)
		5	115-118 <sup>35</sup>	81
		5	155 <sup>36</sup>	88
		5	142	82
		8	165-166 <sup>37</sup>	78
		7	128-129 <sup>38</sup>	80
		5	165-166 <sup>39</sup>	85
		6	196 <sup>40</sup>	77
		5	125 <sup>41</sup>	79
		6	192 <sup>42</sup>	83
		6	165	87
		8	155 <sup>37</sup>	79
		8	172	80

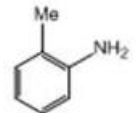
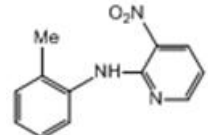
**Table 1:** Synthesis of N-arylamines (6-20) by N-arylation of amines with 2,4-dinitrochlorobenzene (1) in presence of KF/Al<sub>2</sub>O<sub>3</sub> at room temperature. (Continued.....)

Amine	Product	Time (min)	M.P. <sup>a</sup> (°C)	Yield <sup>b</sup> (%)
		8	181-182 <sup>43</sup>	78
		5	139-140 <sup>44</sup>	83
		5	155-156 <sup>45</sup>	86

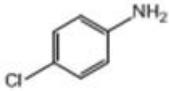
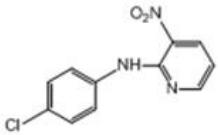
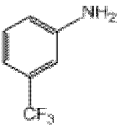
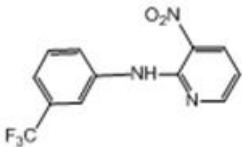

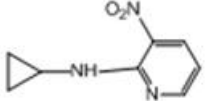
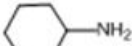
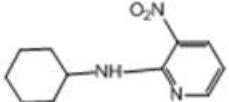
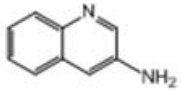
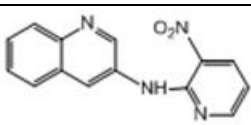
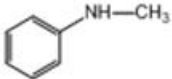
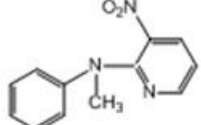
<sup>a</sup>References, <sup>b</sup>Isolated yield**Table 2:** Synthesis of N-arylamines (21-26) by N-arylation of amines with 2-chloro-1,3-dinitro-5-(trifluoromethyl) benzene (2) in presence of KF/Al<sub>2</sub>O<sub>3</sub> at room temperature.

Amine	Product	Time (min)	M.P. <sup>a</sup> (°C)	Yield <sup>b</sup> (%)
		5	61-62 <sup>46</sup>	82
		7	140	80
		7	150	81
		8	124-126 <sup>47</sup>	79
		5	102-103 <sup>48</sup>	83
		5	106-108 <sup>49</sup>	82


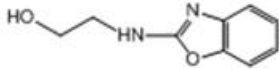
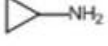
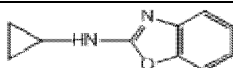

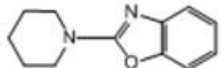
<sup>a</sup>References, <sup>b</sup>Isolated yield**Table 3:** Synthesis of N-arylamines (27-33) by N-arylation of amines with 2-chloro-3-nitropyridine (3) in presence of KF/Al<sub>2</sub>O<sub>3</sub> at room temperature.

Amine	Product	Time (min)	M.P. <sup>a</sup> (°C)	Yield <sup>b</sup> (%)
		6	124-126 <sup>50</sup>	82


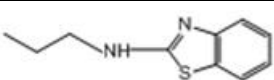
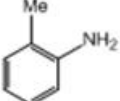
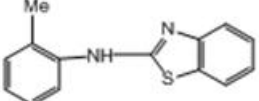

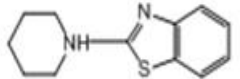
**Table 3:** Synthesis of N-arylamines (**27-33**) by N-arylation of amines with 2-chloro-3-nitropyridine (**3**) in presence of KF/Al<sub>2</sub>O<sub>3</sub> at room temperature. (Continued.....)

Amine	Product	Time (min)	M.P. <sup>a</sup> (°C)	Yield <sup>b</sup> (%)
		5	145-147 <sup>51</sup>	85
		6	81-82 <sup>51</sup>	78
		5	55	82
		5	40	81
		7	165	82
		5	73-74 <sup>52</sup>	85

<sup>a</sup>References, <sup>b</sup>Isolated yield**Table 4:** Synthesis of N-arylamines (**34-36**) by N-arylation of amines with 2-chlorobenzoxazole (**4**) in presence of KF/Al<sub>2</sub>O<sub>3</sub> at room temperature.

Amine	Product	Time (min)	M.P. <sup>a</sup> (°C)	Yield <sup>b</sup> (%)
		5	158-160 <sup>53</sup>	78
		5	95-97 <sup>54</sup>	80
		5	67-77 <sup>55</sup>	82

<sup>a</sup>References, <sup>b</sup>Isolated yield**Table 5:** Synthesis of N-arylamines (**37-39**) by N-arylation of amines with 2-chlorobenzothiazole (**5**) in presence of KF/Al<sub>2</sub>O<sub>3</sub> at room temperature.

Amine	Product	Time (min)	M.P. <sup>a</sup> (°C)	Yield <sup>b</sup> (%)
		5	79-80 <sup>56</sup>	84
		7	121-123 <sup>57</sup>	82
		5	90-91 <sup>58</sup>	85

<sup>a</sup>References, <sup>b</sup>Isolated yield



**Spectroscopic data of compounds (8, 15, 17, 22, 23, 30-32)****N-(4-chlorophenethyl)-2,4-dinitroaniline (8)**

Yield 82%.mp: 142<sup>o</sup>C. IR (KBr, cm-1):3360 (N-H stretching), 3088 (C-H stretching, Ar-H), 1330 (C-N stretching), 720 (C-Cl stretching). <sup>1</sup>H NMR (300MHz, CDCl<sub>3</sub>) δ 9.09 (d, 1H, J=2.7Hz), 8.56 (s,-NH), 8.27 (dd, 1H, J=8.4Hz, J=2.4Hz), 7.33 (d, 2H, J=8.4 Hz), 7.22 (d, 2H, J=8.4 Hz), 6.93 (d, 1H, J=8.4Hz), 3.70 (q, 2H), 3.07 (t, 2H, J=6.9Hz, J=6.9Hz).<sup>13</sup>C NMR (75MHz,CDCl<sub>3</sub>)δ 148.0, 136.1, 135.6, 133.2, 130.5, 130.3, 129.9, 129.2, 124.2, 113.7, 44.6, 34.3. MS m/z (%): 321.79 (M+, 100). Anal. Calcd. For C<sub>14</sub>H<sub>12</sub>N<sub>3</sub>O<sub>4</sub>Cl: C, 52.27; H, 3.76; N, 13.06. Found: C, 52.24; H, 3.74; N, 13.05.

**N-(2, 4-dinitrophenyl)-2,3-dihydrobenzo[b][1,4]dioxin-6-amine (15)**

Yield 87%.mp: 165<sup>o</sup>C. IR (KBr, cm-1): 3340 (N-H stretching), 3102 (C-H stretching, Ar-H), 1341 (C-N stretching).<sup>1</sup>H NMR (300MHz, CDCl<sub>3</sub>) δ 9.83 (s, -NH), 9.18 (d, 1H, J=2.4Hz), 8.17 (dd, 1H, J=8.1Hz, J=2.4Hz), 7.11 (d, 1H, J=8.4Hz), 6.98 (d, 1H, J=8.4Hz), 6.83 (d, 1H, J=2.4Hz), 6.78 (dd, 1H, J=8.4Hz, J=2.4Hz), 4.32 (m, 4H).<sup>13</sup>C NMR (75MHz, CDCl<sub>3</sub>)δ 147.7, 144.5, 137.6, 137.0, 133.2, 131.5, 129.8, 124.0, 119.0, 116.1, 115.0, 113.2, 64.3. MS m/z (%): 316.94 (M+, 100). Anal. Calcd. For C<sub>14</sub>H<sub>11</sub>N<sub>3</sub>O<sub>6</sub>: C, 53.00; H, 3.49; N, 13.24. Found: C, 52.85; H, 3.48; N, 13.23.

**N-(2,4-dinitrophenyl)quinolin-3-amine (17)**

Yield 80%.mp 172<sup>o</sup>C, IR (KBr, cm-1): 3293 (N-H stretching), 3088 (C-H stretching, Ar-H), 1354 (C-N stretching).<sup>1</sup>H NMR (300MHz, CDCl<sub>3</sub>) δ10.05 (s, -NH), 9.20 (d, 1H, J=2.7Hz), 8.90 (d, 1H, J=2.4Hz), 8.25 (dd, 1H, J=6.9Hz, J=2.7Hz), 8.21 (m, 1H), 7.88 (d, 1H, J=2.4Hz), 7.84 (m, 1H), 7.69 (m, 2H), 7.21 (d, 1H, J=6.9 Hz).<sup>13</sup>C NMR (75MHz, CDCl<sub>3</sub>)δ 147.7, 145.0, 144.2, 137.6, 135.5, 133.2, 129.8, 129.7, 129.5, 129.0, 128.0, 127.4, 124.0, 113.2. MS m/z (%): 309.96 (M+, 100). Anal. Calcd. For C<sub>15</sub>H<sub>10</sub>N<sub>4</sub>O<sub>4</sub>: C, 58.07; H, 3.25; N, 18.06. Found: C, 58.05; H, 3.24; N, 18.00.

**N-(2,6-dinitro-4-(trifluoromethyl)phenyl)-2,3-dihydrobenzo[b][1,4]dioxin-6-amine (22)**

Yield 80%.mp 140<sup>o</sup>C, IR (KBr, cm-1): 3295 (N-H stretching), 3081 (C-H stretching, Ar-H),1302 (C-N stretching), 1405 (C-F stretching).<sup>1</sup>H NMR (300MHz, CDCl<sub>3</sub>) δ 9.88 (s, -NH), 8.44 (s, 2H), 6.82 (d, 1H, J=8.1Hz), 6.60 (d, 1H, J=2.7Hz), 6.55 (dd, 1H, J=8.1Hz, J=2.7Hz), 4.26 (m, 4H).<sup>13</sup>C NMR (75MHz, CDCl<sub>3</sub>)δ 154.5, 144.2, 138.7, 137.9, 131.5, 129.0, 128.9, 123.4, 118.6, 118.1, 114.2, 64.2. MS m/z (%): 384.90(M+, 100). Anal. Calcd. For C<sub>15</sub>H<sub>10</sub>N<sub>3</sub>O<sub>6</sub>F<sub>3</sub>: C, 46.76; H, 2.62; N, 10.91. Found: C, 46.74; H, 2.60; N, 10.89.

**N-(2,6-dinitro-4-(trifluoromethyl)phenyl)quinolin-3-amine (23)**

Yield 81%.mp 150<sup>o</sup>C, IR (KBr, cm-1): 3250 (N-H stretching), 3070 (C-H stretching, Ar-H),1319 (C-N stretching), 1401 (C-F stretching).<sup>1</sup>H NMR (300MHz, CDCl<sub>3</sub>) δ10.05 (s, -NH),

8.77 (d, 1H, J=2.4Hz), 8.52 (s, 2H), 8.13 (d, 1H, J=2.4Hz), 7.74 (m, 2H), 7.60 (m, 2H).<sup>13</sup>C NMR (75MHz, CDCl<sub>3</sub>)δ 155.0, 145.0, 144.2, 139.3, 135.5, 129.7, 129.5, 129.0, 129.0, 128.0, 127.4, 127.2, 125.6, 124.5. MS m/z (%): 377.86 (M+, 66). Anal. Calcd. For C<sub>16</sub>H<sub>9</sub>N<sub>4</sub>O<sub>4</sub>F<sub>3</sub>: C, 50.80; H, 2.40; N, 14.81. Found: C, 50.78; H, 2.27; N, 14.80.

**Table 6:** Antifungal activity of synthesized compounds (6-39)

Compounds	C. albicans		S. cerevisie	
	100	250	100	250
6	+	++	-	-
7	-	-	-	-
8	-	-	-	-
9	+	++	-	+
10	-	-	-	-
11	-	-	+	++
12	+	++	-	+
13	-	-	-	-
14	+	++	+	++
15	-	+	-	-
16	-	-	-	-
17	+	++	++	+++
18	-	+	-	-
19	-	-	-	-
20	-	-	-	-
21	-	-	-	-
22	-	-	-	-
23	++	+++	+	++
24	-	-	-	-
25	-	-	-	-
26	-	-	-	-
27	-	-	-	-
28	-	+	-	-
29	+	++	-	-
30	-	-	-	+
31	-	-	-	-
32	+	++	-	+
33	+	++	+	++
34	-	-	-	-
35	-	-	-	-
36	-	+	-	-
37	-	-	-	+
38	-	-	-	-
39	-	+	-	-
DMSO	-	-	-	-
Amphoterin	+++	++++	+++	++++

(-) No antifungal activity, (+) Less than 15mm, (++) 15-20mm, (+++) 20-25mm, (++++) 25-30mm. All the concentration are in ppm.



**N-cyclopropyl-3-nitropyridin-2-amine (30)**

Yield 82%.mp 55<sup>o</sup>C, IR (KBr, cm-1): 3380 (N-H stretching), 3048 (C-H stretching, Ar-H), 1352 (C-N stretching). <sup>1</sup>H NMR (300MHz, CDCl<sub>3</sub>) δ 8.65 (dd, 1H, J=6Hz, J=1.5Hz), 8.30 (s, -NH), 8.26 (dd, 1H, J=6Hz, J=1.5Hz), 7.50 (q, 1H), 1.35 (m, 1H), 0.80 (m, 4H). <sup>13</sup>C NMR (75MHz, CDCl<sub>3</sub>)δ 152.3, 152.0, 134.1, 129.7, 111.2, 25.1, 7.8. MS m/z (%): 179.93 (M+, 100). Anal. Calcd. For C<sub>8</sub>H<sub>9</sub>N<sub>3</sub>O<sub>2</sub>: C, 53.63; H, 5.06; N, 23.45. Found: C, 53.48; H, 5.03; N, 23.40.

**N-cyclohexyl-3-nitropyridin-2-amine (31)**

Yield 81%.mp 40<sup>o</sup>C, IR (KBr, cm-1): 3382 (N-H stretching), 3043 (C-H stretching, Ar-H), 1317 (C-N stretching). <sup>1</sup>H NMR (300MHz, CDCl<sub>3</sub>) δ 8.64 (dd, 1H, J=6Hz, J= 1.5Hz), 8.25 (dd, 1H, J=6Hz, J=1.5Hz), 8.25 (s, -NH), 7.49 (q, 1H), 4.28 (m, 1H), 2.07 (m, 4H), 1.82 (m, 4H), 1.68 (m, 2H). <sup>13</sup>C NMR (75MHz, CDCl<sub>3</sub>)δ 155.7, 152.0, 135.2, 127.6, 111.2, 49.4, 32.9, 25.6, 24.7. MS m/z (%): 221.01(M+, 80). Anal. Calcd. For C<sub>11</sub>H<sub>15</sub>N<sub>3</sub>O<sub>2</sub>: C, 59.71; H, 6.83; N, 18.99. Found: C, 59.58, H, 6.80; N, 18.95.

**N-(3-nitropyridin-2-yl)quinolin-3-amine (32)**

Yield 82%.mp 165<sup>o</sup>C, IR (KBr, cm-1): 3317 (N-H stretching), 3047 (C-H stretching, Ar-H), 1327 (C-N stretching). <sup>1</sup>H NMR (300MHz, CDCl<sub>3</sub>) δ 8.63 (dd, 1H, J=6Hz, J=1.8Hz), 8.55 (d, 1H, J=1.8Hz), 8.53 (dd, 1H, J=6Hz, J=1.8Hz), 8.25 (m, 1H), 8.20 (m, 1H), 8.07 (s, -NH), 7.82 (d, 1H, J=1.8Hz), 7.53 (m, 2H), 6.94 (q, 1H). <sup>13</sup>C NMR (75MHz, CDCl<sub>3</sub>)δ 155.0, 150.9, 146.5, 145.2, 135.5, 134.1, 129.7, 129.1, 128.3, 128.2, 127.2, 125.6, 114.9. MS m/z (%): 265.06(M+, 100). Anal. Calcd. For C<sub>14</sub>H<sub>10</sub>N<sub>4</sub>O<sub>2</sub>: C, 63.15; H, 3.79; N, 21.04. Found: C, 62.97; H, 3.65; N, 21.02.

**CONCLUSION**

We have described an efficient method for the synthesis of N-arylamines by reacting primary/secondary amines with activated aryl halides in presence of solid supported reagent, KF/Al<sub>2</sub>O<sub>3</sub> at room temperature. The method is eco-friendly, good yielding and inexpensive. The benefits of this method are the easy handling and reusability of KF/Al<sub>2</sub>O<sub>3</sub>. The antifungal activity of the synthesized compounds was examined and many of the compounds were found to exhibit good antifungal activity.

**REFERENCES**

- Wiglenda T, Ott I, Kircher B, Schumacher P, Schuster D, Langer T, Gust R, Synthesis and pharmacological evaluation of 1H-imidazoles as ligands for the estrogen receptor and cytotoxic inhibitors of the cyclooxygenase, *J. Med. Chem.*, 48, 2005, 6516.
- Jin Z, Muscarine, imidazole, oxazole and thiazole alkaloids, *Nat. Prod. Rep.*, 22, 2005, 196.
- De LL, Naturally occurring and synthetic imidazoles: their chemistry and their biological activities, *Curr.Med. Chem.*, 13, 2006, 1.
- Seregin IV, Gevorgyan V, Direct transition metal-catalyzed functionalization of hetero aromatic compounds, *Chem. Soc. Rev.*, 36, 2007, 1173.
- Wiglenda T, Gust R, Structure-activity relationship study to understand the estrogen receptor-dependent gene activation of aryl- and alkyl-substituted 1H-imidazoles, *J. Med. Chem.*, 50, 2007, 1475.
- Coralie K, Till O, Modular Synthesis of Tetra substituted Imidazoles and Trisubstituted Oxazoles by Aldimine Cross-Coupling, *Chem.—Eur. J.*, 15, 2009, 843.
- Martinez GR, Walker KA, Hirschfeld DR, Bruno JJ, Yang DS, Maloney PJ, 3,4-Dihydroquinolin-2(1H)-ones as combined inhibitors of thromboxane A2 synthase and cAMP Phosphodiesterase, *J. Med. Chem.*, 35, 1992, 620.
- Lo YS, Nolan JC, Maren TH, Welstead WJ Jr, Gripshover DF, Shamblee DA, Synthesis and physicochemical properties of sulfamate derivatives as topical antiglaucoma agents, *J. Med. Chem.*, 35, 1992, 4790.
- Lopez AP, Avendano C, Menendez JC, A General Synthesis of Quinoline-2,5,8(1H)-triones via Acylation of 2,5-Dimethoxyaniline with *S-tert*-Butyl Thioacetates by Application of the Knorr Cyclization, *J. Org. Chem.*, 61, 1966, 5865.
- Gregory IE, Konopelski JP, Complete *N*-1 Regio control in the Formation of *N*-Arylimidazoles, Synthesis of the Active Site His-Tyr Side Chain Coupled Dipeptide of Cytochrome *c* Oxidase *Org. Lett.*, 2, 2000, 3055.
- Lam P, Deudon S, Averill K, Li R, He M, Deshong P, Clark C, Copper-Promoted C-N Bond Cross-Coupling with Hypervalent Aryl Siloxanes and Room-Temperature *N*-Arylation with Aryl Iodide, *J. Am.Chem. Soc.*, 122, 2000, 7600.
- Klapars A, Antilla J, Huang X, Buchwald SL, A General and Efficient Copper Catalyst for the Amidation of Aryl Halides and the *N*-Arylation of Nitrogen Heterocycles, *J. Am. Chem. Soc.*, 123, 2001, 7727.
- Antilla JC, Klapars A, Buchwald SL, The Copper-Catalyzed *N*-Arylation of Indoles, *J. Am. Chem. Soc.*, 124, 2002, 11684.
- Antilla JC, Baskin JM, Barder TE, Buchwald SL, Copper-Diamine-Catalyzed *N*-Arylation of Pyrroles, Pyrazoles, Indazoles, Imidazoles and Triazoles, *J. Org. Chem.*, 69, 2004, 5578.
- Altman RA, Buchwald SL, 4,7-Dimethoxy-1,10-phenanthroline: An Excellent Ligand for the Cu-Catalyzed *N*-Arylation of Imidazoles, *Org. Lett.*, 8, 2006, 2779.
- Altman RA, Koval ED, Buchwald SL, Copper-Catalyzed *N*-Arylation of Imidazoles and Benzimidazoles, *J. Org. Chem.*, 72, 2007, 6190.
- Strieter ER, Bhayana B, Buchwald SL, Mechanistic Studies on the Copper-Catalyzed *N*-Arylation of Amides, *J. Am. Chem. Soc.*, 131, 2009, 78.
- Huang X, Anderson KW, Zim D, Jiang L, Klapars A, Buchwald SL, Expanding Pd-Catalyzed C–N Bond-Forming Processes: The First Amidation of Aryl Sulfonates, Aqueous Amination, and Complementarity with Cu-Catalyzed Reactions, *J. Am. Chem. Soc.*, 125, 2003, 6653.
- Lan JB, Chen L, Yu XQ, You JS, Xie RG, A simple copper salt catalysed the coupling of imidazole with arylboronic acids in protic solvents, *Chem. Commun.*, (Cambridge, U. K.) 188, 2004.



20. Lan JB, Zhang GL, Yu XQ, You JS, Chen L, Yan M, Xie RG, A Simple Copper Salt Catalyzed N-Arylation of Amines, Amides, Imides, and Sulfonamides with Arylboronic Acids *Synlett*, 6, 2004, 1095.
21. Siddle JS, Batsanov AS, Bryce MR, Sequential Metal-Catalyzed N-Heteroarylation and C–C Cross-Coupling Reactions: An Expedient Route to Tris(hetero)aryl Systems *Eur. J. Org. Chem.*, 16,2008, 2746.
22. Chan DMT, Monaco KL, Wang RP, Winters MP, New N- and O-arylations with phenylboronic acids and cupric acetate, *Tetrahedron Lett.*, 39, 1998, 2933.
23. Lam PYS, Clark CG, Saubern S, Adams J, Averill K M, Chan DMT, Combs A, New Aryl/ Heteroaryl C-N Bond Cross-coupling Reactions via Arylboronic Acid/Cupric Acetate Arylation *Tetrahedron Lett.*, 39, 1998, 2941.
24. Lam PYS, Clark CG, Saubern S, Adams J, Averill KM, Chan DMT, Combs A, Chan-Lam coupling reaction, *Synlett*, 674, 2000.
25. Chiang GC, Olsson T, Polymer-supported copper complex for C-N and C-O cross-coupling reactions with aryl boronic acids, *Org. Lett.*, 6, 2004, 3079.
26. Collman JP, Zhong M, An Efficient Diamine Copper Complex-Catalyzed Coupling of Arylboronic Acids with Imidazoles, *Org. Lett.*, 2, 2000, 1233.
27. Collman JP, Zhong M, Zeng L, Costanzo S, Catalytic Activities of Cu(II) Complexes with Nitrogen-Chelating Bidentate Ligands in the Coupling of Imidazoles with Arylboronic Acids, *J. Org. Chem.*, 66, 2001,1528.
28. Ramana MMV, Sharma MR, Synthesis of N-arylamines in dry media and their antibacterial activity *Journal of Chemical and Pharmaceutical Research*, 5, 2013, 122.
29. Kabalkar GW, Pagni RM, Hair CM, Solventless Suzuki Coupling Reactions on Palladium- Doped KF/Al<sub>2</sub>O<sub>3</sub>, *Org. Lett.*, 1, 1999, 1423.
30. Keith S, Mohammad HA, Gamal AEH, Highly regioselective dinitration of toluene over reusable zeolite H $\beta$ , *Journal of Catalysis*, 297, 2013, 244.
31. Alvares PSM, Vandresen F, Schuquel ITA, Oliveira CMA, Silva CC, Amino compounds and benzimidazoles derived from trifluralin and flumetralin, *Revista Latinoamericana de Quimica*, 38, 2010, 89.
32. Hiroshi Y, Tomio A, Takao S, Site-Selectivity in the Reaction of 3-Substituted Pyridine 1-Oxides with Phosphoryl Chloride, *Chem. Pharm. Bull.*, 36, 1988, 2244.
33. Chen WB, Jin GU, Synthesis of *n*-(thio)phosphoryl-*n'*-2-benzoxazolyl semicarbazides, *Heteroatom Chemistry*, 12, 2001, 151.
34. Do HQ, Daugulis O, A Simple Base-Mediated Halogenation of Acidic sp<sup>2</sup> C–H Bonds under Noncryogenic Conditions, *Org. Lett.*, 11, 2009, 421.
35. Werner O, Dietrich K, Manfred W,  $\beta$ -[5(6)-Bis-( $\beta'$ -chloroethyl)-amino-benzimidazolyl-(2)]-DL-alanine und Derivate als potentielle Cytostatika, *Journal fuer Praktische Chemie (Leipzig)*, 20, 1963, 166.
36. Ross SD, Finkelstein M, Rates, Products and Salt Effects in the Reactions of 2,4-Dinitrochlorobenzene with Amines in Chloroform and in Ethanol, *J. Am. Chem. Soc.*, 79, 1957, 6547.
37. Anna VG, Inna NT, Stefan V, Bert UWM, Anna VT, Oxidative arylamination of 1,3- dinitrobenzene and 3-nitropyridine under anaerobic conditions: the dual role of the nitroarenes, *ARKIVOC* 9, 2011, 238.
38. Hantzsch A, Berichtigungenzumeiner Arbeitüberisomere Nitraniline, *Berichte der Deutschen Chemischen Gesellschaft* 43, 1910, 2516.
39. Kam EJVD, The substitution of the halogen atom and alkyloxy radicle in 2. chloro-(2. bromo-) and 2 methoxy-(2. ethoxy-) 1.6.8. trinitro-naphthalene and in 1. chloro-2.4.dinitro-benzene respectively by amino-residues and other groups or atoms, *Recueil des Travaux Chimiques des Pays-Bas et de la Belgique*, 45, 1926, 722.
40. Beckwith AL, Miller J, The S<sub>N</sub> Mechanism in Aromatic compounds, Part XI, Some Reactions of Amino dinitro diaryl ethers, *J. Org. Chem.*, 19, 1954, 1708.
41. Bayer A, Trifluoro methyl nitro diphenylamines, GB 868165 1958.
42. Brauniger H, Spangenberg K, Reactions of 2, 4- dinitrofluorbenzene especially with aromatic amine compounds, *Pharmazie*, 12, 1957, 335.
43. Porai-Koshits BA, MuravichKL, Reactivity of some derivatives of 2-methylbenzimidazole.I. Reactions at the hydrogens of the methyl group, *Zhurnal Obshchei Khimii*, 23, 1953, 1583.
44. Scheler S, Munder J, Braeuninger A, 3-Acylamino benzenediazonium salts and 2-naphthols in a one component diazotypr process, ZA 6704047 19680610 1968.
45. Bunnett JF, Garbisch EW, Pruitt KM, The “Element Effect” as a Criterion of Mechanism in Activated Aromatic Nucleophilic Substitution Reactions, *J. Am. Chem. Soc.*, 79, 1957, 385.
46. Randall CH, Choo-Seng G, Synthesis of dinitroaniline as plant growth regulators and for identification of amines, *J. AGR. FOOD CHEM.*, 20, 1972, 546.
47. Bakaeva AA, Pitina MR, Rudneva NI, Poznanskaya NL, Abelentsev VI, Zubkova NF, Study of Pesticide properties of some new 2,6-dinitroaniline derivatives, *Agrokhimiya*, 11, 2003, 20.
48. Al-Howsaway HOM, Fathalla MF, El-Bardan, Ali A, Hamed EA, Reaction of 4-chloro-3,5-dinitrobenzotrifluoride with aniline derivatives. Substituent effects, *Journal of Chemical Research*, 2007, 509.
49. Esteves MA, Fragiadaki I, Lopes R, Scoulica E, Cruz MEM, Synthesis and biological evaluation Of trifluralin analogues as anti leishmanial agents *Bioorganic & Medicinal Chemistry*, 18, 2010, 274.
50. Gruber W, Pyridine Derivatives: Part VI Malonation of Substituted Nitropyridines, *Canadian Journal of Chemistry*, 31, 1953, 1181.
51. Clark RL , Pessolano AA, Shen TY, Jacobus DP, Jones H, Lotti VJ, Flataker LM, Synthesis and analgesic activity of 1,3-dihydro-3-(substituted phenyl)imidazo[4,5-b]pyridin-2-ones and 3-(substituted phenyl)-1,2,3-triazolo [4,5-b] pyridines, *Journal of Medicinal Chemistry*, 21, 1978, 965.



52. Abramovitch RA, Hey DH, Mulley RD, Internuclear cyclisation. Part XI. The synthesis of *ind-N*-methyl- $\alpha$ -carboline, Journal of the Chemical Society, 1954, 4263.
53. Muhammad Y, Eoghan MM, Aggarwal VK, Bromoethylsulfonium Salt—A More Effective Annulation Agent for the Synthesis of 6- and 7-Membered 1,4-Heterocyclic Compounds Organic Letters, 11, 2009, 257.
54. Christopher LC, John JL, Hamza Y, Synthesis of 2-Aminobenzoxazoles Using Tetramethyl Orthocarbonate or 1,1-Dichlorodiphenoxymethane, Journal of Organic Chemistry, 75, 2010, 7942.
55. Sycheva TP, Kiseleva ID, Shchukina MNF, Compounds with potential antitubercular activity, Khimiya GeterotsiklicheskikhSoedinenii, 2, 1966, 205.
56. Qiuping D, Xiaodan H, Jie W, Synthesis of 2-Aminobenzothiazole via Copper(I)-Catalyzed Tandem Reaction of 2-Iodobenzenamine with Isothiocyanate, J. Comb. Chem., 11, 2009, 587.
57. Jin Y, Pinhua L, Lei W, Merrifield resin supported phenanthroline-Cu(I): a highly efficient and recyclable catalyst for the synthesis of 2-aminobenzothiazoles via the reaction of 2-haloanilines with isothiocyanates, Tetrahedron, 67, 2011, 5543.
58. Ramesh Y, Siva M, Abdur RA, Bhisma KP, Arylthioureas with bromine or its equivalents gives no 'Hugerschoff' reaction product, Organic & Biomolecular Chemistry, 8, 2010, 3389-3393.

Source of Support: Nil, Conflict of Interest: None.

