



## Oxidation of Norfloxacin by N-Chlorosuccinimide – A Kinetic Study

Nanda N<sup>1,\*</sup>, Puneeth Kumar<sup>2</sup>, Malini<sup>3</sup>

<sup>1</sup>Department of Chemistry, B M S College for Women, Basavanagudi, Bangalore, Karnataka, India.

<sup>2</sup>Department of Chemistry, Dayananda Sagar College of Biological Sciences, Bangalore, Karnataka, India.

<sup>3</sup>Department of Chemistry, Dayananda Sagar College of Engineering, Bangalore, Karnataka, India.

\*Corresponding author's E-mail: [n.nandashankar@gmail.com](mailto:n.nandashankar@gmail.com)

Accepted on: 31-10-2013; Finalized on: 30-11-2013.

### ABSTRACT

The kinetics of oxidation of Norfloxacin (NRF) by N-Chlorosuccinimide (NCS) has been studied in aqueous hydrochloric acid medium at 303K. The reaction is first order with respect to [NCS], fractional order on [NRF]. Activation parameters were evaluated from the kinetic data at different temperatures. The dielectric constant of the medium has a small effect on the rate. Ionic strength and the reaction product, succinimide have no effect on the reaction rate. The solvent isotope effect is studied. The reaction products are identified by spectral (IR and NMR) data, rate equation is derived to account for the observed kinetic data and a probable mechanism has been proposed.

**Keywords:** Kinetics, Norfloxacin, N-Chlorosuccinimide, Oxidation.

### INTRODUCTION

N-halogen compounds are known to be very good oxidizing agent.<sup>1</sup> N-Chlorosuccinimide (NCS) is a versatile reagent and its significance is not limited to Chlorination and Oxidation.<sup>2</sup> It is used as a source for chlorine in radical reactions and various electrophilic additions. It mediates and catalyses many chemical reactions including halocyclisation, formation of heterocyclic systems, formation of new carbon-carbon bonds, re-arrangements and functional group transformations. NCS can be used to prepare rubber additives and also used as an intermediate or a chlorinating agent in the synthesis of pharmaceuticals, especially tetracycline antibiotic. It is a source of positive halogen and the reagent has been exploited as oxidant for a variety of substrates. The kinetics of oxidation of alcohols, thiocyanate, thio semicarbazide, amines, sulphoxide, aromatic aldehydes<sup>3-11</sup> by NCS has been reported in literature.

Norfloxacin(NRF)[1-ethyl-6-fluoro-4-oxo-7-(piperazin-1-yl)-1,4-dihydroquinoline-3-carboxylic acid] is a synthetic broad –spectrum fluoroquinolone antibacterial agent for oral administration, which has *in-vitro* activity against gram positive and gram negative aerobic bacteria, it inhibits deoxy ribonucleic acid(DNA) synthesis and is bactericidal.<sup>12,13</sup> The kinetics of oxidation of Norfloxacin by Chloramine- B and N-chlorobenzotriazole is already known.<sup>14,15</sup> However the kinetics of oxidation of Norfloxacin by NCS in aqueous HCl medium is not reported so far. Hence it is interest to know, the observed kinetic data, probable products and mechanism of oxidation of NRF by using NCS in acidic medium.

### MATERIALS AND METHODS

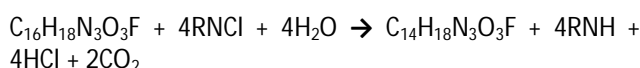
Solutions were prepared by using double distilled water, commercial sample of NCS was used as such. Standard solution of NCS was prepared in water and its purity was checked iodometrically.<sup>16-18</sup> NRF (plama lab, India) was purified by CH<sub>2</sub>Cl<sub>2</sub> /MeOH (m.p. 227° - 228° C) and used; all other chemicals were of analytical grade.

#### Kinetic measurements

The pseudo-first order condition was maintained by keeping [NRF] >>> [NCS]. The reaction was carried out in glass stoppered pyrex boiling tubes, whose outer surface was coated black to eliminate photochemical effects. Requisite amounts of NCS, HCl and water were taken in the tube and it was placed in an electrically operated thermostat maintained at 30° C for thermal equilibrium. A known volume of solution of NCS also equilibrated thermally at the same temperature and was rapidly added to the reaction mixture and the kinetics of the reaction was followed by estimating a known aliquot of the reaction mixture at different time intervals, iodometrically, using starch as indicator. The pseudo-first order at constants (k) calculated were reproducible within ±3%.

#### Stoichiometry

Excess of oxidant over NRF (C<sub>16</sub> H<sub>18</sub> N<sub>3</sub>O<sub>3</sub>F) was allowed to react in aqueous HCl medium. The residual oxidant was determined iodometrically after 24 hrs. The results showed the consumption of 4 moles of oxidant per mole of NRF. On the basis of analysis of the reaction products, the following stoichiometric equations are proposed.



Where R= (CH<sub>2</sub>CO)<sub>2</sub>NH

## Product analysis

The reduction product succinimide was detected by methods reported else were<sup>19</sup>; CO<sub>2</sub> was identified by the lime water test. After elimination of succinimide, the residual solution was introduced into column containing anion ion exchange resin in order to remove Cl<sup>-</sup> ions. The final elute was concentrated to 30% and the amount obtained was stoichiometric with the concentration of NRF used for the reaction. The oxidation product of NRF (3-fluoro-4-piperazinyl-6-N-ethylaminoglyoxylic acid) was isolated and characterized by IR (nicolet, impact 400D, FTIR), and NMR (Bruker, drx 500, FTNMR, SF=125.75 MHZ) spectral studies.

IR (KBr)  $r_{\max}$  cm<sup>-1</sup>: 1621 s(C=O), 1729 s(C=O) acid, 3059 s(NH), 3400 s(OH).

<sup>1</sup>H NMR (DMSO) ppm; 1.51(ethyl protons), 8.03 (1H, m), 7.58(1H, m), 4.79(piperazinyl protons), 9.23(OH, s), 8.28(1H, NH, s).

## RESULTS AND DISCUSSION

The oxidation of NRF under different experimental conditions was investigated at various initial concentrations of the reactants in aqueous hydrochloric acid medium.

Kinetics of oxidation of NRF [ $2 \times 10^{-2}$  mol/dm<sup>3</sup>] by the oxidant at constant concentration of HCl [ $1 \times 10^{-1}$  mol/dm<sup>3</sup>] was studied at various initial concentrations of NCS [ $2 \times 10^{-3}$  mol/dm<sup>3</sup> -  $10 \times 10^{-3}$  mol/dm<sup>3</sup>] at 303 K. plots of log [NCS] v/s time are linear with a slope 1.00 indicating a first order dependence of rate on [oxidant] (Table-I). The oxidation was carried out with various concentrations [ $2 \times 10^{-3}$  mol/dm<sup>3</sup> -  $3 \times 10^{-2}$  mol/dm<sup>3</sup>] of NRF by using [ $2 \times 10^{-3}$  mol/dm<sup>3</sup>] NCS in [ $1 \times 10^{-1}$  mol/dm<sup>3</sup>] HCl. The rate of reaction increased with increasing [NRF] (Table-I). Plots of log  $k_{\text{obs}}$  v/s [NRF], where linear with a slope 0.60, indicating a fractional dependence on [NRF].

The reaction was carried out with [ $2 \times 10^{-2}$  mol/dm<sup>3</sup>] NRF and [ $2 \times 10^{-3}$  mol/dm<sup>3</sup>] NCS in the presence of various concentrations [ $2.5 \times 10^{-2}$  mol/dm<sup>3</sup> -  $2 \times 10^{-1}$  mol/dm<sup>3</sup>] of HCl at 303 K. Plots of log  $k_{\text{obs}}$  v/s [HCl] were linear with slope of 0.83, indicating fractional order dependence on [HCl].

Effect of [H<sup>+</sup>] was investigated by varying [HCl] at constant [Cl<sup>-</sup>]. Increase in [H<sup>+</sup>] ion increased the rate constant of the reaction. The plot of log  $k_{\text{obs}}$  v/s log [H<sup>+</sup>] is linear with slope 0.55 indicating fractional order dependence.

The effect of [Cl<sup>-</sup>] on the rate of reaction has also been studied by increasing the [NaClO<sub>4</sub>] at constant [HCl]. Addition of Cl<sup>-</sup> at fixed [H<sup>+</sup>] increased the rate of the reaction. A plot of log  $k_{\text{obs}}$  v/s log [NaClO<sub>4</sub>] was linear with slope 0.30 indicating fractional order dependence of rate on [Cl<sup>-</sup>].

The reaction of NCS and NRF was carried out in the mixtures of methanol and water of various compositions containing HCl at 303K. The reaction rate slightly

decreased with increase in MeOH content in the medium (Table-II).

**Table 1:** Effect of varying oxidant, substrate, and HCl concentration on the reaction rate at 303 K

10 <sup>2</sup> [NRF] (mol/dm <sup>3</sup> )	10 <sup>3</sup> [NCS] (mol/dm <sup>3</sup> )	10[HCl] (mol/dm <sup>3</sup> )	10 <sup>5</sup> k <sub>obs</sub> (s <sup>-1</sup> )
2.00	2.00	1.00	5.80
2.00	2.50	1.00	1.45
2.00	5.00	1.00	1.28
2.00	7.50	1.00	4.35
2.00	10.00	1.00	6.06
0.20	2.00	1.00	4.14
0.30	2.00	1.00	1.79
1.00	2.00	1.00	2.96
2.00	2.00	1.00	5.92
3.00	2.00	1.00	4.84
2.00	2.00	0.25	5.37
2.00	2.00	0.50	4.18
2.00	2.00	1.00	5.72
2.00	2.00	1.50	4.03
2.00	2.00	2.00	4.09

**Table 2:** Effect of varying % of MeOH on the reaction rate at 303 K

% of MeOH	D	k x105(s-1)
5	74.55	2.303
10	72.37	2.210
15	70.19	2.200
20	67.48	2.193
25	65.3	2.184

**Table 3:** Effect of temperature on the rate of reaction and activation parameters

Temperature in K	k <sup>1</sup> × 10 <sup>5</sup> (s <sup>-1</sup> )	Activation parameters
303	5.603	Ea (KJ mol <sup>-1</sup> ) = 8.8366
313	6.0605	ΔH*(KJ mol <sup>-1</sup> ) = 6.2340
323	7.4847	ΔG*(KJ mol <sup>-1</sup> ) = 41.627
333	8.9089	ΔS*(JK <sup>-1</sup> mol <sup>-1</sup> ) = -132.95
343	9.6282	log A = 2.315

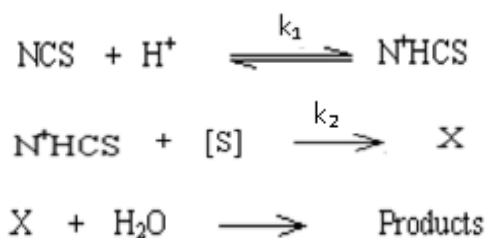
Addition of one of the reaction product succinimide and change in ionic strength of the reaction medium had no significant effect on the rate of oxidation. The reaction rates were studied at different temperatures (303-343K). From the linear Arrhenius plot log k<sup>1</sup> v/s 1/T, values of composite activation parameters, energy of activation (Ea), entropy of activation (ΔS\*), enthalpy of activation (ΔH\*), free energy of activation (ΔG\*) and log A are computed (Table-III).

Addition of acrylamide solution to the reaction mixture in an inert atmosphere did not initiate polymerization of the latter, indicating the absence of free radical formation in the reaction sequence.

The active oxidizing species has to be identified, before suggesting a most probable mechanism. The nature of the active oxidizing species and the mechanism depend on the nature of the halogen atom, the groups attached to the nitrogen and the reaction condition. Under the experimental conditions studied, HOCl, N<sup>+</sup>HCS, Cl<sub>2</sub> and NCS itself in aqueous solution can be the possible oxidizing species. Cl<sub>2</sub> can be ruled out as the oxidizing species in view of the strict first order dependence of rate on [NCS]. Similarly, a first order retardation of rate by succinimide is expected, if HOCl is the reactive species. Since these are not observed, the effective oxidizing species in the rate determining step could be conjugate acid (N<sup>+</sup>HCS) in acid solution of NCS in the present system. The oxidation of NRF by NCS in acid medium shows a fractional order dependence on [NRF] and clearly indicated complex formation b/w the substrate and oxidant in an equilibrium step prior to the rate limiting step. However, the rate dependence on [H<sup>+</sup>] indicates the involvement of a neutral species in the rate determining step. The reaction product of NCS, succinimide had no effect on the rate thus indicating that it was not involved in pre-equilibrium with oxidant.

Based on the above facts, the mechanism of oxidation of NRF by NCS in acid medium is best explained by scheme 1 to account all the observed kinetic data.

The protonated NCS reacts with the substrate scheme 2 to form the intermediate X. The intermediate X undergoes hydrolysis to give X'. Further, X' decomposes to give CO<sub>2</sub>, HCl, RNH<sub>2</sub> and oxidation product.



Scheme 1

Therefore,

$$\text{Rate} = k_2 [\text{N}^+\text{HCS}] [\text{S}]$$

The total effective concentration of oxidizing agent is

$$[\text{NCS}]_t = [\text{NCS}] + [\text{N}^+\text{HCS}]$$

$$k_1 = \frac{[\text{N}^+\text{HCS}]}{[\text{NCS}] [\text{H}^+]}$$

Therefore,

$$[\text{NCS}] = \frac{[\text{N}^+\text{HCS}]}{k_1 [\text{H}^+]}$$

$$[\text{N}^+\text{HCS}] = \frac{k_1 [\text{H}^+] [\text{NCS}]_t}{1 + k_1 [\text{H}^+]}$$

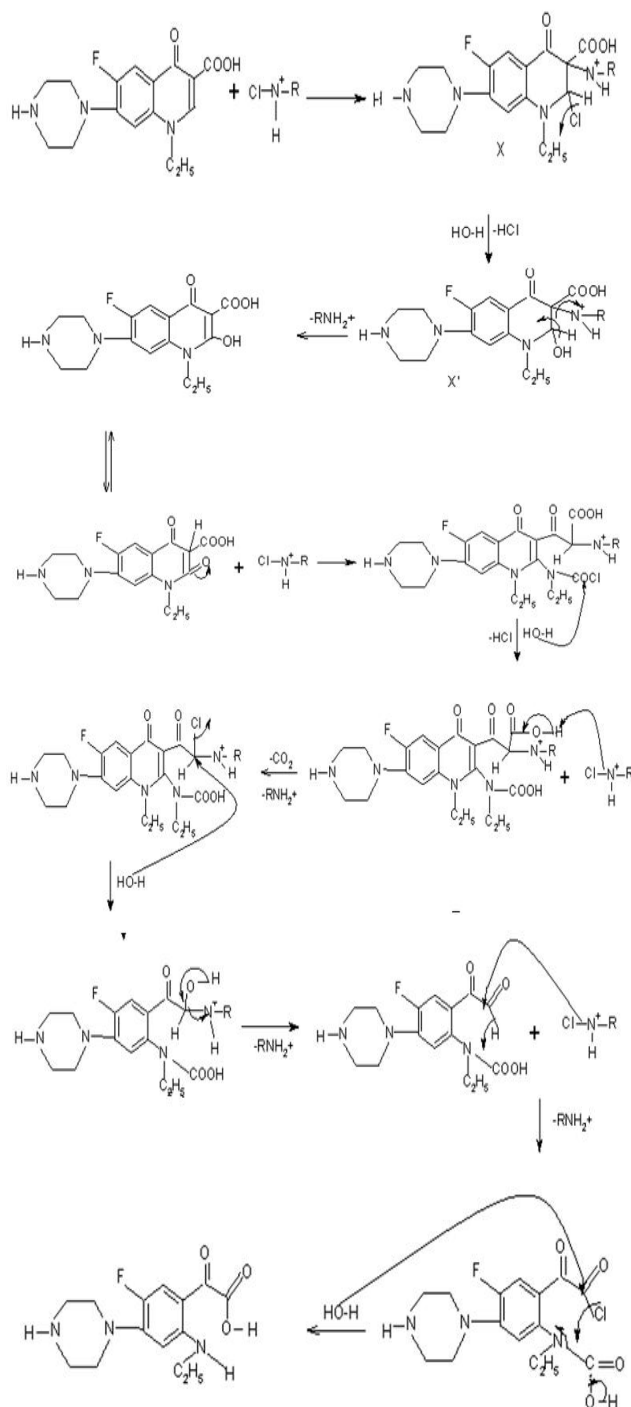
Therefore

$$\text{Rate} = \frac{k_2 k_1 [\text{H}^+] [\text{NCS}]_t [\text{S}]}{1 + k_1 [\text{H}^+]}$$

Since, rate = k<sup>1</sup> [NCS]<sub>t</sub> after rearrangement we get

$$\frac{1}{k^1} = \frac{k_1 [\text{H}^+] + 1}{k_2 k_1 [\text{H}^+] [\text{S}]}$$

$$\frac{1}{k^1} = \frac{1}{k_2 k_1 [\text{H}^+] [\text{S}]} + \frac{1}{k_2 [\text{S}]}$$



Scheme 2

**CONCLUSION**

Oxidative cleavage of Norfloxacin with NCS in hydrochloric acid medium has been studied. The active species of NCS was found to be  $N^+HCS$ . The stoichiometry of the reaction was found to be 1:4 and the oxidation products were identified by spectral studies. An overall mechanism sequence is proposed and the rate law is derived.

**REFERENCES**

- Ji-Cai Fan, Zhi-Cai Shang, Jun Liang, Xiu-Hong Liu, Yang Liu, The oxidation of alcohols to aldehydes and ketones with *N*-bromosuccinimide in polyethylene glycol: an experimental and theoretical study, *Journal of Physical Organic Chemistry*, 21(11), 2008, 945–953.
- Yadav JS, Subba Reddy BV, Ruchi Jain, Gakul Baishya, *N*-Chlorosuccinimide as a versatile reagent for the sulfonylation of ketones: a facile synthesis of  $\alpha$ -ketothioethers, *Tetrahedron Letters*, 49(18), 28, 2008, 3015–3018.
- Srinivasan N.S and Venkatasubramanian N, Oxidation of Alcohols by *N*-chlorosuccinimide-Akinetic study, *Tetrahedron let*, 30(30), 1974, 419.
- Srinivasan NS, Venkata subramanian N, The kinetics of oxidation of secondary alcohols by *N*-Chlorosuccinimide, *Tetrahedron Letters*, 11(24), 1970, 2039-2042.
- Alan H, Haines, 2 Oxidation of Alcohols, *Methods for Oxidation of Organic Compounds*, 1988, 5-165.
- Thimmegowda B, Ishwara Bhat J, Mechanistic studies with positive iodine: Kinetics of oxidation of thiocyanate ion by iodine monochloride and aqueous iodine in perchloric acid medium, *International Journal of Chemical Kinetics*, 21(80), 1989, 621–633.
- Afsaneh Safavi, Mohammad Ali Karimi, Flow injection chemiluminescence determination of sulfide by oxidation with *N*-bromosuccinimide and *N*-chlorosuccinimide, *Talanta*, 57(3), 2002, 491-500.
- Suresh P. Nayak, Thimme Gowda B, Kinetics and Mechanisms of Oxidation of Thiosemicarbazide, its metal complex and hydrazones by *N*-chlorobenzamide in water methanol medium, *Journal of Physical Organic Chemistry*, 5(11), 1992, 755–763.
- Juan Antelo M, Florencio Arce, Julia Franco, Maria Garcia Lopez C, Maria Sanchez and Angel Varela, Kinetics of the Chlorination of secondary amines by *N*-chlorosuccinimide, *Int J Chem Kinet*, 20(5), 1988, 397-409.
- Piotr Kowalski, Katarzyna Mitka, Katarzyna Ossowska, Zofia Kolarska, Oxidation of sulfides to sulfoxides, Part 1: Oxidation using halogen derivatives, *Tetrahedron*, 61(8), 2005, 1933-1953.
- Mathiyalagan N, Sridharan R, Kinetics and mechanism of oxidation of aromatic aldehydes by *N*-chlorosuccinimide in aqueous acetic acid, *Indian J Chem*, 44A, 2005, 2044-2047.
- Homes B, Broenden R H, Richards D M: *Drugs*, 30, 1985, 482.
- Lippincott J B, Toronto: *Drug Facts and comparisons*, Philadelphia, 1988, 1610.
- Nanda N, Mayanna S M, Madegowda N M; kinetics and Mechanistic Studies on Oxidation of Norfloxacin by Chloramine-B and *N*-Chlorobenzotriazole in acidic medium, *Int. J. Chem, kinetics*, 31(2), 1999, 153.
- Nanda N, Mayanna S M, Madegowda N M, Mechanism of oxidation of Diazepam by Chloramine-B- A Kinetic Approach, *Int. J.Chem,kinetics*, 30(9), 1998, 605.
- Mathur NK, Narang CK, The determination of organic compounds with *N*-Bromosuccinimide, *Academic Press*, Newyork, 1975.
- Wilfred LF, Armarego, Christina Li Lin Chai, Chapter 4 - Purification of Organic Chemicals Purification of Laboratory Chemicals (Fifth Edition), 2003, 80-388.
- Wilfred L.F. Armarego, Christina Chai, Chapter 4 - Purification of Organic Chemicals Purification of Laboratory Chemicals (Seventh Edition), 2013, 103-554.
- Thimme Gowda B, Damodara N, Jyothi K, Kinetics and mechanism of oxidation of D-fructose and D-glucose by sodium salts of *N*-(chloro)-mono/di-substituted benzenesulfonamides in aqueous alkaline medium, *Int J Chem Kinet*, 37(9), 2005, 572-582.

Source of Support: Nil, Conflict of Interest: None.

