



Chemistry and Pharmacological Activities of Pyrazole and Pyrazole Derivatives: A Review

Gurdeep Singh*, Phool Chandra, Neetu Sachan

School of Pharmaceutical Sciences, IFTM University, Lodhipur Rajput, Delhi Road (NH-24), Moradabad (UP)-244 102, India

*Corresponding author's E-mail: gurdeepsingh10081996@gmail.com

Received: 02-09-2020; Revised: 24-10-2020; Accepted: 05-11-2020; Published on: 15-11-2020.

ABSTRACT

At the heart of current research is the battle for more efficient and less toxic treatment approaches for diseases. Pyrazole and its derivatives have emerged as an influential scaffold that has drawn the attention of researchers in the field of medicinal chemistry due to its appreciable diversity in biological activities. Pyrazole derivatives have found numerous applications in fluorescent substances, dyes, and agrochemicals. Pyrazole is a multifunctional lead compound for efficient biologically active molecules generated by researchers. They have shown a widespread biological and pharmacological activity such as antitumor, analgesic, anti-inflammatory, antimicrobial, antitubercular, antileishmanial activity, ACE inhibitors, antidiabetic, antiparkinsonian and neuroprotective properties. This rational diversity in the pattern of physiological reaction has led many scientists, with far more successful pharmacological intervention, to refine and create new structural alternatives. This Review is important for previous studies and initiatives to explore in the near future the various activities of compounds associated with pyrazole and pyrazole derivatives.

Keywords: Pyrazole, Pyrazole Derivatives, Anti-cancer, Anti-tubercular, Anti-inflammatory, Analgesic, Antimicrobial, Antiviral, Enzyme inhibitors.

QUICK RESPONSE CODE →

DOI:

10.47583/ijpsrr.2020.v65i01.030

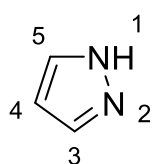


DOI link: <http://dx.doi.org/10.47583/ijpsrr.2020.v65i01.030>

INTRODUCTION

PYRAZOLE

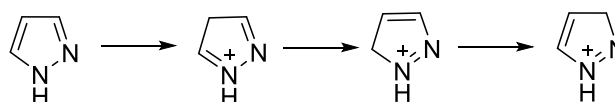
Pyrazoles constitute an essential class of natural and synthetic products, many of which exhibit flexible biological activity. Antitumor, herbicides, antibacterial, antifungal, hypoglycemic, antidepressant, analgesic, anti-inflammatory, anti-cancer, enzyme inhibitor activity are shown among the pyrazoles.¹⁻³ As represented by the molecular formula, Pyrazole is a five-membered ring structure consisting of three carbon atoms and two nitrogen atoms in adjacent positions. The word pyrazole was first coined by Ludwig Knorr in 1883. They are known as alkaloids because of their structures and unique pharmacological effects on human beings. 1-pyrazolyl-alanine was the first natural pyrazole isolated from watermelon seeds in the year 1959.^{4,5}



Pyrazole

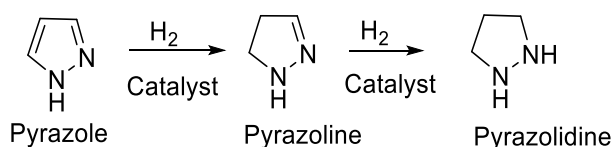
One that possesses a cyclic structure with at least one heteroatom in the ring is a heterocyclic compound. The most popular heteroatoms are Nitrogen Oxygen and sulphur. In nature, heterocyclic compounds are very widely distributed and important to life in different ways. As is evident from a large number of publications covering their preparation and use, pyrazole constitutes a class of compounds synonymous with widespread use in the field of medicine and agrochemistry.⁶

With a melting point of 70°C, Pyrazole is a colourless solid. This high value is due to intermolecular hydrogen bonding that results in a dimer (compared with 1-alkyl or aryl-substituted pyrazoles). Pyrazole is a tautomeric substance: in pyrazole itself, the presence of tautomerism cannot be shown but can be inferred by considering pyrazole derivatives. Pyrazole exhibits aromatic properties, e.g., it is readily halogenated, nitrated and sulphonated; the group enters at position 4. The following resonating structures are possible for pyrazole.



Pyrazole has a weak base and forms salts with inorganic acids; it is possible to substitute imino hydrogen with an acyl group. Pyrazole is highly resistant to oxidizing and reducing agents, but can be catalytically hydrogenated, first with pyrazoline and then with pyrazolidine. But stronger bases than pyrazole are among these compounds.

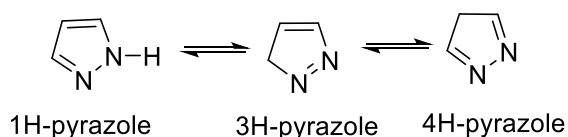




There are two nitrogen atoms in a five-membered ring in the aromatic organic heterocycle containing pyrazole scaffolds. Pyrazole derivatives are essential in the family of aromatic organic heterocycles. Numerous uses for fluorescent agents, dyes, agrochemicals, and more have been found in pyrazole derivatives. Pyrazole is a multipurpose lead compound for efficient biologically active T-molecules formed by chemical architecture. They have shown a widespread biological and pharmacological activity such as antitumor, anti-inflammatory, antimicrobial, antidepressant antifungal, antimalarial, enzyme inhibitors, antidiabetic, anticonvulsant.

In organic chemistry, the chemistry of heterocyclic compounds remains a blossoming field. One of the heterocyclic compounds is Pyrazole. In the history of heterocyclic chemistry, pyrazole derivatives have played a crucial role and have been extensively studied due to their ready accessibility, diverse chemical reactivity, and extensive biological activity. Pyrazole derivatives are widely applicable in different areas, i.e. Industry, rehabilitation and cultivation in medicine.

In the textile industry, azopyrazolones are the most effective fabric dyes for dyeing cotton, silk, wool, polyester and acrylic fibres, as dyes for leather, rubber products, paint dyes, varnishes, lacquers, natural and synthetic polymers, inks, multi-color jet-printing and hair-dyeing creams. In rubber technology, the other application of pyrazoles is as anti-aging agents for light coloured rubbers. Pyrazoles are also used in colour photography as colour couplers, sensitizers, super-sensitizers, developers and colour filters. The derivatives of pyrazole are also used as anti-bacterial, diuretic, anti-hypertensive, anti-pyretic, analgesic, tranquillizer, anti-inflammatory, anti-convulsant, anti-thrombotic, anti-tumor and anti-tumor agents in medicinal therapy. In agriculture, pyrazole derivatives have also been used as fungicides, insecticides, pesticides, and herbicides etc. Like other nitrogen involving heterocycles, different tautomeric structures can be written for pyrazoles. The unsubstituted pyrazole has been represented by the following three tautomers with H prefixes to rationalize the nomenclature of the compounds containing this basic skeleton.⁴⁻⁶



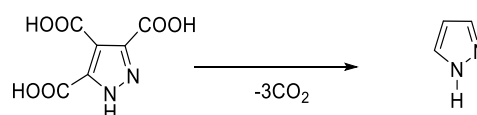
When the carbonyl group is adjacent to nitrogen atoms in the ring, according to the older system of nomenclatures these were named as 5- pyrazolone, pyrazolone-5, pyrazolone-5-one or 3-ones and later on 2- pyrazolin-5-one and the tautomer 3-pyrazolin-5-one.



1H-Pyrazol-5(4H)-one

1,2-Dihydropyrazol-5-one

The first known 5-pyrazolone is obtained by Ludwig Knorr, who made the condensation of the acetoacetic ester with phenylhydrazine (in 1883). Pyrazole was first synthesized by Buchner, who in 1889 discovered it by decarboxylation of 3,4,5-tricarboxylic acid with pyrazole.

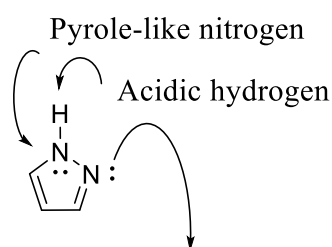


1H-pyrazole-3,4,5-tricarboxylic acid

1H-Pyrazole

PROPERTIES OF PYRAZOLE

Pyrazole has a five-membered aromatic ring structure consisting of two atoms of vicinal nitrogen, acidic pyrrole-like nitrogen with a single pair of aromatic electrons, simple sp^2 -hybridized nitrogen-like pyridine and three atoms of carbon,⁷ and these combined features must be carefully taken into account in the context of reactivity. In the first instance, N-unsubstituted pyrazoles possess amphoteric properties, acting as both acids and bases, considering the presence of nitrogen.⁸ While the proton is easily donated by the acidic pyrrole-like NH group, the simple pyridine-like nitrogen can accept protons even more readily, and thus the basic character is typically prevalent. Nevertheless, substitutions on the ring can modulate these properties, as, for instance, electron-donating groups were shown to increase the acidity of the pyrrole-like -NH group.⁹⁻¹⁰



Basic pyridine-like nitrogen (HB-acceptor)

In addition to the previous, the combination of two dissimilar and adjacent nitrogen atoms in this azole (-N-N(H)- moiety) allows it to simultaneously donate and accept hydrogen bonds, which favors the establishment of intermolecular interactions, either among pyrazole molecules themselves and the nature of the substituents in the ring or between pyrazoles and neighboring molecules that participate in proton transfer processes.¹¹⁻¹³ Regarding the aggregation pattern of pyrazole in the solid-state, X-ray crystal studies unraveled the formation of linear catemers as well as of cyclic dimers, trimers, tetramers and hexamers.¹⁴ In solution, both linear and cyclic oligomers can form, but in this case the associations between pyrazole molecules depend strongly on the type

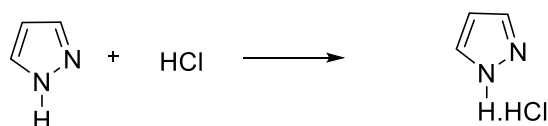
of solvent, since more polar protic solvents can divert the intermolecular interactions towards themselves, favoring the pyrazole-solvent hydrogen bonding rather than the formation of pyrazole-pyrazole clusters.^{12,13} In the gas-phase, and intermolecular interaction also needs to take place to allow for proton transfer, whether it occurs with another pyrazole molecule or with a third molecule, or even results from collisions with the analytical instrument's walls.¹⁵ Pyrazole-based self-aggregates in the gas-phase have been detected by Infrared (IR) spectroscopy, for the parent pyrazole and 3,5-dimethyl pyrazole, as an equilibrium between monomers, dimers and trimers.¹⁶ Also, several theoretical studies were performed regarding intermolecular interactions in pyrazoles, leading to proton transfers in the gas phase.¹⁷

Chemical Properties

The chemical properties of the pyrazole molecule can be explained by the effect of individual atoms. The N-atom at position-2 with two electrons is basic and therefore reacts with electrophiles. The N-atom at position-1 is unreactive but loses its proton in the presence of a base. The combined two N-atoms reduce the charge density at C-3 and C-5, making C-4 available for electrophilic attack. Deprotonation at C-3 can occur in the presence of a strong base, leading to ring-opening. Protonation of pyrazoles leads to pyrazolium cations that are less likely to undergo electrophilic attack at C-4, but an attack at C-3 is facilitated. The pyrazole anion is much less reactive towards nucleophiles, but the reactivity to electrophiles is increased.¹⁸ Some of the more general chemical properties of the pyrazole molecules are as follows:

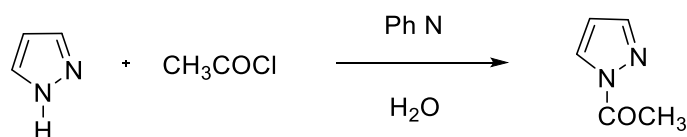
Basic Character

Pyrazole is a weakly basic compound and form pyrazole hydrochloride salts with inorganic acids.¹⁹



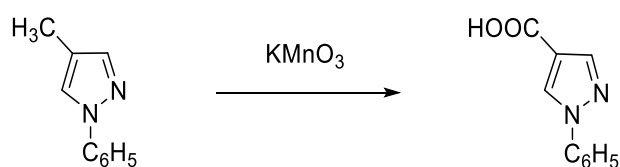
Acylation

The introduction of the acyl or phenyl sulfonyl group into pyrazole nitrogen is usually achieved in the presence of a weak base such as pyridine. Thus, in acylation imino-hydrogen atom of the pyrazole nucleus is replaced by an acyl group, to give N-acetyl pyrazole.¹⁹



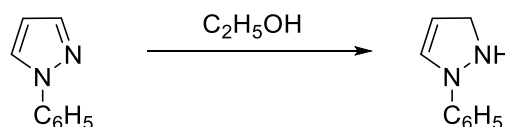
Oxidation

Pyrazoles are mostly stable to oxidation and only C-alkylated side chains are attacked by oxidizing agents alkaline KMnO_4 to yield the corresponding carboxylic acid pyrazole.²⁰



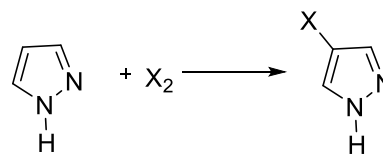
Reduction

Although pyrazole itself is resistant to reduction by sodium-ethanol, its N-phenyl derivative may be reduced by sodium-ethanol to yield the corresponding pyrazoline.²¹



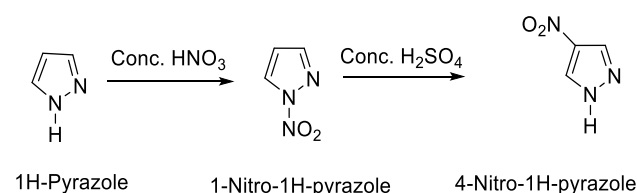
Halogenation

Halogenation of pyrazole gives 4-mono halo pyrazoles e.g. 4-chloro, 4-iodo or 4-bromo pyrazole under controlled conditions but poor yields are obtained on the reaction of isothiazole and isoxazole. Bromine will attack at C-4, but with activating groups, present halogenation proceeds better. 3,4,5-tribromo pyrazole is formed efficiently in an alkaline solution; presumably, the pyrazole anion is the reacting species.²²



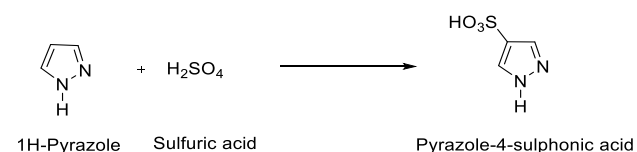
Nitration

Pyrazole undergo straight nitration at C-4, it gives 1-nitropyrazole but this can be rearranged to 4-nitropyrazole in acid at low temperature.²³



Sulphonation

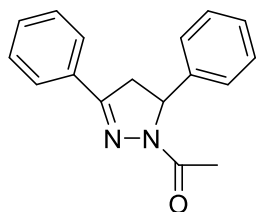
Pyrazole reacts with fuming sulphuric acid to yield pyrazole 4-sulphonic acid.²⁴



APPLICATIONS OF PYRAZOLE AND PYRAZOLE DERIVATIVES

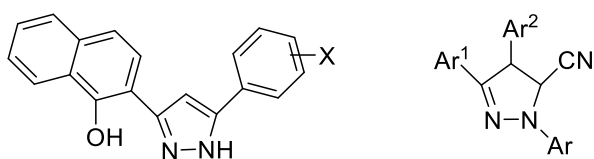
Derivatives of pyrazoles have played a key role and have been used as essential pharmacophores and synthons in the field of organic chemistry and drug design. A series of 1-acetyl-3,5-diphenyl-4,5-dihydro-(1H)-pyrazoles were investigated for their ability to inhibit selectively

monoamine oxidases, swine kidney diamine oxidase and bovine serum amine oxidase. These compounds were reversible and non-competitive inhibitors of all types of the assayed amine oxidases. In particular 1-acetyl-3-(2,4-dihydroxyphenyl)-5-(3-methylphenyl)-4,5-dihydro-(1H)-pyrazole showed IC_{50} values of 40nM accompanied by a selectivity factor of 4000 for MAOs (mitochondrial monoamine oxidases). By replacing the substituted phenyl ring at N1 by an acetyl group increased the inhibitory activity and selectivity towards MAOs of pyrazoles likely taking part in the interaction with the isoalloxazine nucleus.²⁵

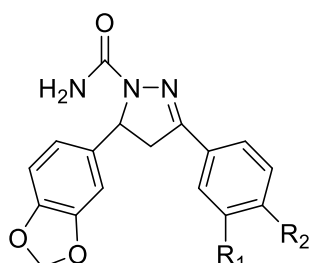


1-(4,5-dihydro-3,5-diphenylpyrazol-1-yl)ethanone

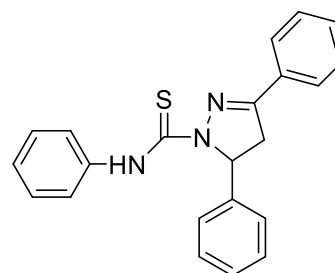
2-(5-Substituted-1H-pyrazol-3-yl) naphthalen-1-ol derivatives, a non-vicinal diaryl heterocycle synthesized were evaluated for *in-vivo* anti-inflammatory activity by acute carrageenan-induced paw edema standard method in rats using Indomethacin as a standard drug. The compounds containing electron-donating methyl and halogen functional group showed more activity than that of electron-withdrawing nitro and dinitro functional groups.²⁶ A series of nine tetrasubstituted pyrazolines synthesized by 1,3-dipolar cycloaddition of aromatic aldehyde phenyl hydrazones and cinnamionitrile with chloramine-T as a catalytic dehydrogenating agent has shown promising antifungal, antibacterial and antioxidant activities.²⁷



The anticancer activity of the pyrazole analogs of piperine was determined by MTT (3-(4,5-Dimethylthiazol-2-yl)-2,5-diphenyl tetrazolium bromide) assay method. The anti-inflammatory activity of the compounds was determined by the Human Red Blood Cell (HRBC) membrane stabilization method at doses of 100 μ g, 500 μ g and 1000 μ g. These analogs also showed a good binding affinity with Cyclooxygenase and farnesyl transferase receptors, which was proved from the docking studies.²⁸

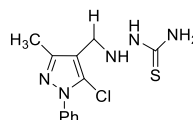


Pyrazole derivatives synthesized were screened for anti-tubercular activity. The minimal inhibition concentration was used to evaluate the anti-tuberculosis activity.²⁹

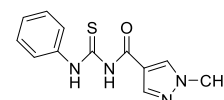


4,5-Dihydro-N,3,5-triphenylpyrazole-1-carbothioamide

Abdel Hameed and co-workers reported 5-chloro-1-phenyl-3-methyl-pyrazolo-4 methinethiosemicarbazone as corrosion inhibitors for carbon steel in 1M HCl by chemical and electrochemical method. The corrosion rate decreased and inhibition efficiencies and surface coverage degree increased with increase in inhibitor concentration and temperature.³⁰ The protective film of these compounds formed on the carbon steel surface is stable at higher temperatures. Nitulescu and co-workers (2010) synthesized N-(1-methyl-1H-pyrazole-4-carbonyl)-thiourea derivatives and evaluated for their analgesic and sedative effects. The compounds showed promising activities.³¹

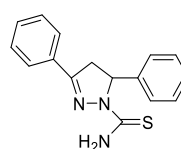


1-((5-Chloro-3-methyl-1-phenyl-1H-pyrazol-4-yl)methyl)thiosemicarbazide

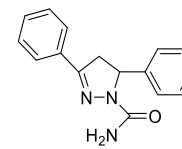


N-(1-Methyl-1H-pyrazole-4-carbonyl)-thiourea

The synthesis and structure-activity relationship of pyrazole derivatives as anticancer agents that may function as inhibitors of EGFR and kinases was reported. Some of them exhibited significant EGFR inhibitory activity. 3-(3,4-Dimethylphenyl)-5-(4-methoxyphenyl)-4,5-dihydro-1H-pyrazole-1-carbothioamide displayed the most potent EGFR inhibitory activity with IC_{50} of 0.07 μ M, which was comparable to the positive control erlotinib. The compound also showed significant antiproliferative activity against MCF-7 with IC_{50} of 0.08 μ M and potent inhibitory activity in tumor growth inhibition.³²



4,5-Dihydro-3,5-diphenylpyrazole-1-carbothioamide



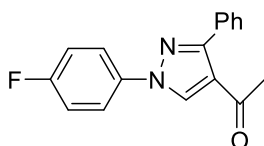
4,5-Dihydro-3,5-diphenylpyrazole-1-carboxamide

Anti-inflammatory Activity

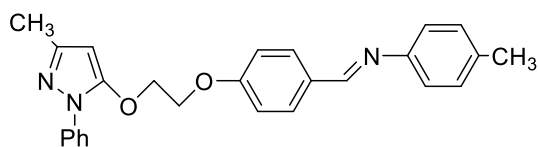
Inflammation is a multi-stage process that in the critical step is supposed to be powered by acutely released arachidonic acid and its prostaglandin-like metabolites. Two cyclooxygenase (COX) isozymes are known to catalyze

the rate-limiting stage of prostaglandin synthesis, COX-I and COX-II.³³ Nonsteroidal anti-inflammatory drugs (NSAIDs) alleviate pain by counteracting the cyclooxygenase (COX) enzyme. Some common example of NSAIDs is aspirin, ibuprofen, and naproxen.³⁴

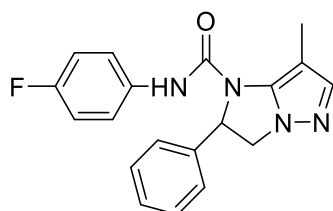
A series of 1-(4-substituted-phenyl)-3-phenyl-1H-pyrazole-4-carbaldehydes were prepared and tested for their anti-inflammatory and analgesic activities. Among the prepared compound exhibited the maximum anti-inflammatory activity.³⁵ A novel series of pyrazole derivatives were reported by Tewari et al (2014) and evaluated *in vivo* for their anti-inflammatory activity. Among the compounds N-(4-(2-(3-methyl-1-phenyl-1H-pyrazol-5-yloxy)benzylidene)-4-methylbenzenamine showed comparable anti-inflammatory.³⁶ Brullo et al, (2012) reported and synthesized the anti-inflammatory evaluation of new 2,3-dihydro-imidazo[1,2-b]pyrazole derivatives in which compound N-(4-fluorophenyl)-2,3-dihydro-7-methyl-2-phenylimidazo[1,2-b]pyrazole-1-carboxamide showed an interesting dual activity inhibiting both Fmlp-Ome and IL8-induced chemotaxis with IC₅₀ values of 3.8 and 1.2 Nm, respectively.³⁷



1-(1-(4-fluorophenyl)-3-phenyl-1H-pyrazol-4-yl)ethanone



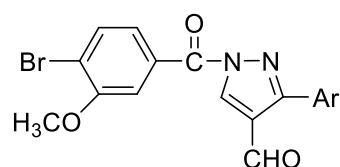
(E)-N-(4-(2-(3-methyl-1-phenyl-1H-pyrazol-5-yloxy)ethoxy)benzylidene)-4-methylbenzenamine



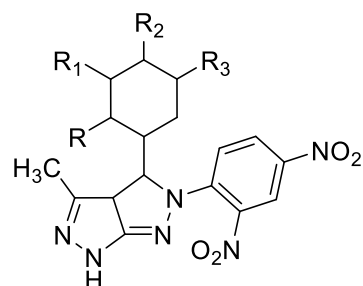
N-(4-fluorophenyl)-2,3-dihydro-7-methyl-2-phenylimidazo[1,2-b]pyrazole-1-carboxamide

Freddy et al (2001) have synthesized the series of 1-(3-bromo-4-methoxybenzyl)-4-formyl-3-(substituted phenyl) pyrazole and their anti-inflammatory activity.³⁸ Bhaskar et al (2007) have reported the synthesis of 4,5-disubstituted-3-methyl-1,3a,4,5-tetrahydropyrazolo[3,4-c] pyrazoles and their anti-inflammatory activity.³⁹ Nargund et al (1992) evaluated the fluorinated phenyl styryl ketones and N-

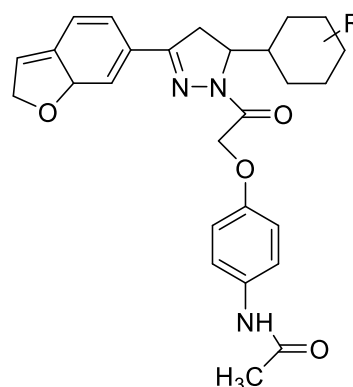
phenyl-5-substituted aryl-3-P-(fluorophenyl) pyrazoline and reported anti-inflammatory activity *in vivo*.⁴⁰



1-(3-bromo-4-methoxybenzyl)-4-formyl-3-(substituted phenyl) pyrazole

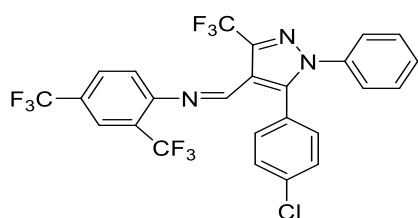


4,5-disubstituted-3-methyl-1,3a,4,5-tetrahydropyrazolo[3,4-c] pyrazoles

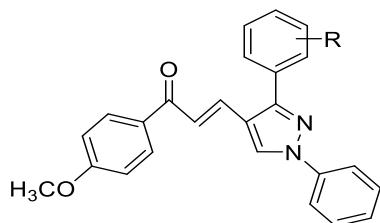


N-Phenyl-5-substituted aryl-3-P-(fluorophenyl) pyrazoline

Sayed et al (2012) reported a series of new pyrazole derivatives characterized as N-((5-(4-chlorophenyl)-1-phenyl-3-(trifluoromethyl)-1H-pyrazol-4-yl)methylene)-3,5-bis (trifluoromethyl) aniline which exhibited optimal anti-inflammatory activity as compared with reference drugs diclofenac sodium and celecoxib.⁴¹ Bandgar et al (2009) evaluated the series of novel 1-(2,4-dimethoxyphenyl)-3-(1,3-diphenyl-1H-pyrazol-4-yl)-propanone by the Claisen-Schmidt condensation of 1-(2,4-dimethoxyphenyl)-ethanone and substituted 1,3-diphenyl-1H-pyrazole-4-carbaldehyde. All the synthesized compounds were evaluated for anti-inflammatory activity.⁴²



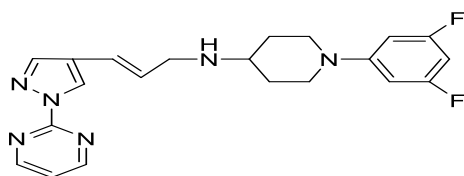
N-((5-(4-chlorophenyl)-1-phenyl-3-(trifluoromethyl)-1H-pyrazol-4-yl)methylene)-3,5-bis (trifluoromethyl) aniline



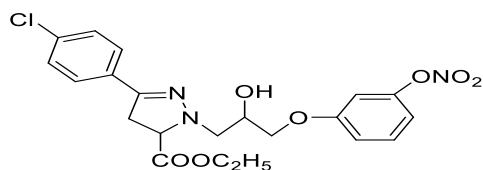
1,3-diphenyl-1H-pyrazole-4-carbaldehyde

Anti-cancer Activity

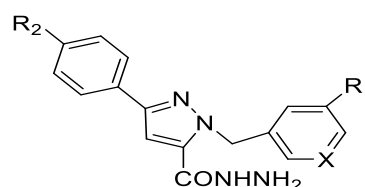
Different derivatives of pyrazole are generated by linking pyrimidine, carboxyhydrazide, as well as ferrocenyl molecule with pyrazole cap and all that are particularly effective against carcinoma of lung cells. Ohki et al (2002) synthesized the pyrimidinyl pyrazole derivatives 1-(3,5-difluorophenyl)-N-(E)-3-(1-pyrimidin-2-yl)-1H-pyrazol-4-yl)piperidin-4-amine as a new scaffold of an anti-tumor agent, which also showed antiproliferative activity against human lung cancer cell lines and inhibited tubulin polymerization.⁴³ Wei et al (2006) reported a series of novel small molecules of compound ethyl 1-[20-hydroxy-30-aroxypropyl]-3-aryl-1H-pyrazole-5-carboxylate derivatives which have its potency to suppress lungs cancer cell growth.⁴⁴ Xia et al (2007) prepared a series of novel 1-arylmethyl-3-aryl-1H-pyrazole-5-carbohydrazide derivatives which had inhibitory effects on the growth of A549 cells and induced the cell apoptosis.⁴⁵ Fan et al (2008) reported a series of novel 1-(3-(4-chlorophenoxy)phenyl)-3-(4-chlorophenyl)-1H-pyrazole-5-carbohydrazide which is inhibiting the growth of A549 cells.⁴⁶



1-(3,5-Difluorophenyl)-N-((E)-3-(1-(pyrimidin-2-yl)-1H-pyrazol-4-yl)allyl)piperidin-4-amine

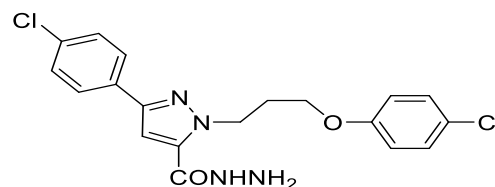


Ethyl 1-[20-hydroxy-30-aroxypropyl]-3-aryl-1H-pyrazole-5-carboxylate



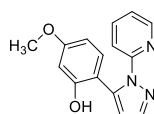
R1,R2 = CH3, NH3

1-Arylmethyl-3-aryl-1H-pyrazole-5-carbohydrazide

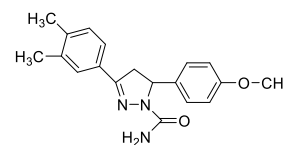


1-(3-(4-chlorophenoxy)propyl)-3-(4-chlorophenyl)-1H-pyrazole-5-carbohydrazide

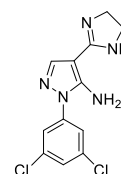
Balbi et al (2011) prepared a novel pyrazole derivatives 5-methoxy-2-(1-(pyridine-2-yl)-1H-pyrazol-5-yl)phenol and reported their antiproliferative activity in human ovarian adenocarcinoma A2780 cells, human lung carcinoma A549 cells, and murine P388 leukemia cells.⁴⁷ Lv et al (2010) reported and synthesized two series of pyrazole derivatives 4,5-dihydro-5-(4-methoxyphenyl)-3-(3,4-dimethylphenyl)pyrazole-1-carboxamide which are designing for potential EGFR kinase inhibitors, as well as antiproliferative activity against MCF-7 with potent inhibitory activity in tumor growth inhibition, would be a potential anticancer activity.³² Bandgar et al (2010) developed a new series of 3, 5-diaryl pyrazole derivatives 1-(3,5-dichlorophenyl)-4-(4,5-dihydro-1H-imidazol-2-yl)-1H-pyrazol-5-amine and evaluated for their anticancer activity.⁴⁸



5-methoxy-2-(1-(pyridin-2-yl)-1H-pyrazol-5-yl)phenol

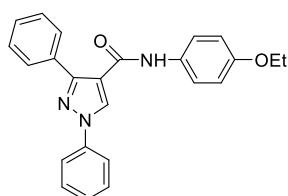


4,5-dihydro-5-(4-methoxyphenyl)-3-(3,4-dimethylphenyl)pyrazole-1-carboxamide



1-(3,5-dichlorophenyl)-4-(4,5-dihydro-1H-imidazol-2-yl)-1H-pyrazol-5-amine

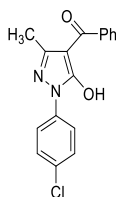
Li et al (2012) developed a series of 1H-pyrazole-4-carboxamide derivatives and reported their potential antiproliferation activity and Aurora-A kinase inhibitory activity. Among the compounds, N-(4-ethoxyphenyl)-1,3-diphenyl-1H-pyrazole-4-carboxamide possessed the most potent biological activity against HCT116 and MCF-7 cell lines with IC₅₀ value of 0.39 and 0.46 μ M, respectively.⁴⁹



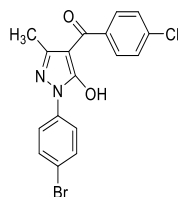
N-(4-ethoxyphenyl)-1,3-diphenyl-1H-pyrazole-4-carboxamide

Anti-tubercular Activity

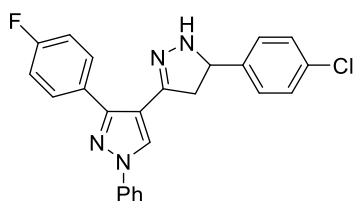
Manetti et al (2006) developed new inhibitors of *Mycobacterium tuberculosis*. The compound (1-(4-chlorophenyl)-5-hydroxy-3-methyl-1H-pyrazol-4-yl)(phenyl)methanone was found to be the most active agent with a MIC value of 25 μM / mL.⁵⁰ As a continuation of our previous work that turned toward the identification of antimycobacterial compounds with innovative structure, the compound (1-(4-bromophenyl)-5-hydroxy-3-methyl-1H-pyrazol-4-yl)(4-chlorophenyl)methanone of pyrazole derivatives were synthesized by Castagnolo et al (2008) and assayed as inhibitors of *M. tuberculosis* H37Rv. The pyrazole derivatives with the p-bromophenyl group at the N1 position was showed to be very active.⁵¹ A new series of fluorinated pyrazoles were reported and screened by Shelki et al (2012) for their *in vitro* anti-tubercular activities against *Mycobacterium tuberculosis* H37Rv. Results the compound 4-(5-(4-chlorophenyl)-4,5-dihydro-1H-pyrazol-3-yl)-3-(4-fluorophenyl)-1-phenyl-1H-pyrazole showed that pyrazoline displayed significant anti-tubercular activities against the *M. tuberculosis* H37Rv strain (MIC=6.25 $\mu\text{g}/\text{mL}$).⁵²



(1-(4-chlorophenyl)-5-hydroxy-3-methyl-1H-pyrazol-4-yl)(phenyl)methanone



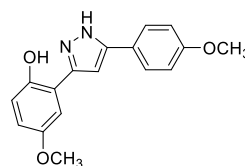
(1-(4-bromophenyl)-5-hydroxy-3-methyl-1H-pyrazol-4-yl)(4-chlorophenyl)methanone



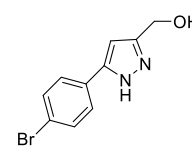
4-(5-(4-chlorophenyl)-4,5-dihydro-1H-pyrazol-3-yl)-3-(4-fluorophenyl)-1-phenyl-1H-pyrazole

Fullam et al (2013) developed the inhibitory potencies of a novel series of 3,5-diaryl-1H-pyrazoles as specific inhibitors of prokaryotic arylamine N-acetyltransferase enzyme. The compound 4-methoxy-2-(5-(4-methoxyphenyl)-1H-pyrazol-3-yl)phenol was found to have good antimycobacterial activity and inhibited the growth of both *M. tuberculosis* with an MIC<10 $\mu\text{g}/\text{mL}$. Maurya et al (2013) evaluate and reported the various substituted pyrazoles derivatives for their *in vitro* anti-tubercular activity against *M. tuberculosis* H37Rv strain. The compound (5-(4-

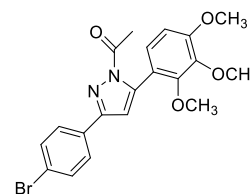
bromophenyl)-1H-pyrazol-3-yl)methanol exhibited significant anti-tubercular activity at MIC value 25 μM concentration.⁵⁴ Pathak et al (2014) synthesized the various substituted 1-(3, 5-diaryl-4,5-dihydro-1H-pyrazol-1-yl)ethanone derivatives for their *in vitro* anti-tubercular activity against *M. tuberculosis* H37Rv strain.⁵⁵



4-methoxy-2-(5-(4-methoxyphenyl)-1H-pyrazol-3-yl)phenol



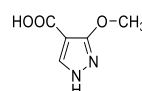
(5-(4-bromophenyl)-1H-pyrazol-3-yl)methanol



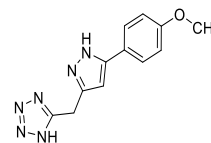
1-(3-(4-bromophenyl)-5-(2,3,4-trimethoxyphenyl)-1H-pyrazol-1-yl)ethanone

Anti-diabetic Activity

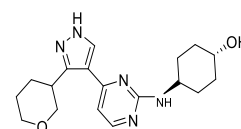
Cottineau et al (2002) were reported and developed a new series of substituted pyrazole-4-carboxylic acids for their antidiabetic activity. The results indicated that the prepared compound 3-methoxy-1H-pyrazole-4-carboxylic acid emerges as the best hypoglycemic agent in the series.⁵⁶ Sharon et al (2005) were prepared a new series of 5-[(5-aryl-1H-pyrazol-3-yl) methyl]-1H-tetrazoles and isolated them for their *in vivo* anti-hyperglycemic activity. Out of screen compound demonstrated 24.6% of blood glucose-lowering activity at 100 mg/kg.⁵⁷ Humphries et al (2009) were synthesized the series of novel 4-pyrazolyl-2-aminopyrimidines as inhibitors of c-Jun-N-terminal kinases. This study led to the identification of compound (1s,4s)-4-(4-(3-(tetrahydro-2H-pyran-3-yl)-1H-pyrazol-4-yl)pyrimidin-2-ylamino)cyclohexanol which showed good selectivity across a panel of diverse protein and lipid.⁵⁸ Brigance et al were reported several pyrazolopyrimidines and evaluated as inhibitors of dipeptidyl peptidase-4(DPP4). Among the reported compound (7-(2,4-dichlorophenyl)-2-(2-chlorophenyl)-3,3a-dihydro-5-methylpyrazolo[1,5-a]pyrimidin-6-yl)methanamine displayed the greatest potency (Ki= 20 Nm) and demonstrated excellent selectivity over the other dipeptidyl peptidase.⁵⁹



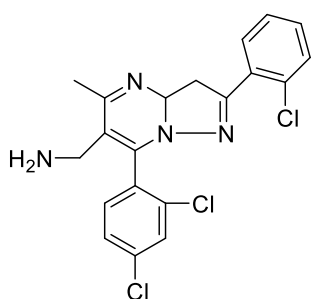
3-methoxy-1H-pyrazole-4-carboxylic acid



5-((5-(4-methoxyphenyl)-1H-pyrazol-3-yl)methyl)-1H-tetrazole

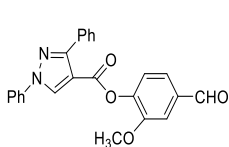


(1s,4s)-4-(4-(3-(tetrahydro-2H-pyran-3-yl)-1H-pyrazol-4-yl)pyrimidin-2-ylamino)cyclohexanol

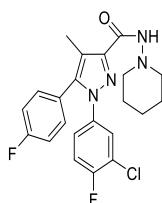


(7-(2,4-dichlorophenyl)-2-(2-chlorophenyl)-3,3a-dihydro-5-methylpyrazolo[1,5-a]pyrimidin-6-yl)methanamine

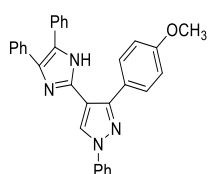
Choi et al (2010) were synthesized the 1, 3-diphenyl-1H-pyrazole derivatives as a new series of potent PPAR partial agonists using an improved virtual screening method combining ligand-centric and receptor-centric methods. The pyrazole compound 4-formyl-2-methoxyphenyl-1,3-diphenyl-1H-pyrazole-4-carboxylate showed relatively strong binding activities against PPAR among the virtual candidates.⁶⁰ Hernandez-Vazquez et al (2013) were reported the novel 1, 5-diaryl pyrazole derivatives and identify *in vivo* for their hypoglycemic activity. The compound 1-(3-chloro-4-fluorophenyl-5-(4-fluorophenyl)-4-methyl-N-(piperidin-1-yl)-1H-pyrazole-3-carboxamide showed the most significant plasma glucose reduction with a decrease of 60%.⁶¹ Chaudhry et al (2017) were identified the new series of imidazolylpyrazoles and tested for their α -glucosidase inhibitory activity. The compound 3-(4-methoxyphenyl)-1-phenyl-4-(4,5-diphenyl-1H-imidazol-2-yl)-1H-pyrazole showed significant inhibitory potential and the *in vitro* enzyme inhibition indicate binding affinities as compared to that of reference acarbose.⁶² Hernandez-vazquez et al (2017) were reported the hybrid novel dual compound that exhibited both anti-diabetic and *in vitro* antioxidant effects. The compound (E)-N-(3-hydroxy-4-methoxybenzylidene)-1-(3,4-dichlorophenyl)-5-(4-chlorophenyl)-4-methyl-1Hpyrazole-3-carbohydrazide showed a pronounced anti-hyperglycemic effect even at a dose of 5 mg/kg in a glucose tolerance test on normoglycemic rats.⁶³



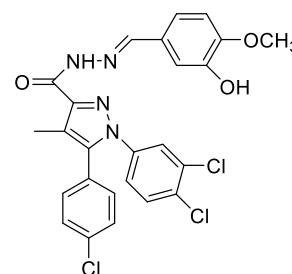
4-Formyl-2-methoxyphenyl 1,3-diphenyl-1H-pyrazole-4-carboxylate



1-(3-Chloro-4-fluorophenyl)-5-(4-fluorophenyl)-4-methyl-N-(piperidin-1-yl)-1H-pyrazole-3-carboxamide



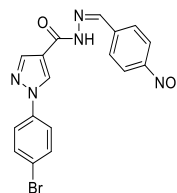
3-(4-Methoxyphenyl)-1-phenyl-4-(4,5-diphenyl-1H-imidazol-2-yl)-1H-pyrazole



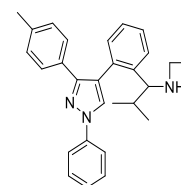
(E)-N'-(3-hydroxy-4-methoxybenzylidene)-1-(3,4-dichlorophenyl)-5-(4-chlorophenyl)-4-methyl-1H-pyrazole-3-carbohydrazide

Anti-leishmanial Activity

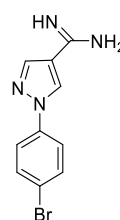
Bernardino et al (2006) were synthesized and reported the *in vitro* leishmanicidal activities of 1H-pyrazole-4-carbohydrazides. Among all the 1H-pyrazole-4-carbohydrazides derivatives examined the compound (Z)-N-(4-nitrobenzylidene)-1-(4-bromophenyl)-1-pyrazole-4-carbohydrazide found the most active against *L. amazonensis*, *L. chagasi* and *L. braziliensis* species.⁶⁴ Dardari et al (2006) were reported the synthesis of new pyrazole derivatives, compound N-ethyl-2-methyl-1-(2-(1-phenyl-3-p-tolyl-1H-pyrazol-4-yl)phenyl)propan-1-amine. This compound inhibited the *in vitro* multiplication of *Leishmania tropica*, *Leishmania major* and *Leishmania infantum* with IC₅₀ value of 0.50 μ g/mL, 0.65 μ g/mL and 0.42 μ g/mL, respectively.⁶⁵ Dos santos et al (2011a) were reported the synthesis of new 1-Aryl-1H-pyrazole-4-carboximidamide derivatives and evaluated *in vitro* for their anti-leishmanial activities. Compound 1-(4-bromophenyl)-1H-pyrazole-4-carboxamide showed an activity profile that can be improved through medicinal chemistry strategies.⁶⁶ Dos santos et al (2011b) were reported the new series of 1-aryl-4-(4,5-dihydro-1H-imidazol-2-yl)-1H-pyrazoles and evaluated *in vitro* against three *Leishmania* species: *L. amazonensis*, *L. braziliensis* and *L. infantum*. Among the examined compound 1-(4-bromophenyl)-4-(4,5-dihydro-1H-imidazol-2-yl)-1H-pyrazole emerged as the most active on promastigotes forms of *L. amazonensis*, with a IC₅₀ value of 15 μ M.⁶⁷



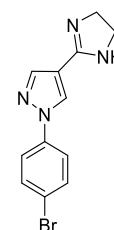
(Z)-N'-(4-nitrobenzylidene)-1-(4-bromophenyl)-1H-pyrazole-4-carbohydrazide



N-ethyl-2-methyl-1-(2-(1-phenyl-3-p-tolyl-1H-pyrazol-4-yl)phenyl)propan-1-amine

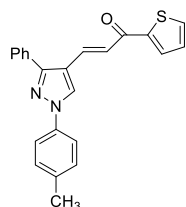


1-(4-Bromophenyl)-1H-pyrazole-4-carboximidine

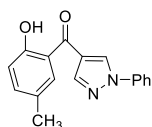


1-(4-Bromophenyl)-4-(4,5-dihydro-1H-imidazol-2-yl)-1H-pyrazole

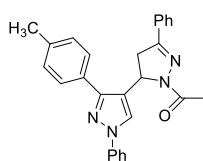
Bekhit et al (2014) were synthesized a novel series of 1H-pyrazole derivatives and tested for their *in vitro* anti-leishmanial activities against *L. aethiopica* promastigots. The highest anti-leishmanial activity was exhibited by compound (E)-3-(3-phenyl-1-p-tolyl-1H-pyrazol-4-yl)-1-(thiophen-2-yl)prop-2-en-1-one with an IC₅₀ of 0.08 µg/mL.⁶⁸ Figarella et al (2020) were reported and tested pyrazole derivatives for their *in vitro* antiparasitic activity against promastigotes of *Leishmania maxicana* and epimastigotes of *Trypanosoma cruzi* using a modified MTI assay. Only compound (2-hydroxy-5-methylphenyl)(1-phenyl-1H-pyrazol-4-yl)methanone displayed selectivity on *L. mexicana* with a SI of 3, however, the IC₅₀ obtained here was around four times higher.⁶⁹ Tuha et al were developed a new series of pyrazole derivatives and tested *in vitro* for their anti-leishmanial activity. Compound 1-(4,5-dihydro-3-phenyl-5-(1-phenyl-3-p-tolyl-1H-pyrazol-4-yl)pyrazol-1-yl)ethanone was found to be the most active than the standard multefosine and amphotericin B deoxycholate for *Leishmania donovani*.⁷⁰ Reviriego et al (2017) reported the synthesis of some simple dialkyl pyrazole-3,5-dicarboxylates against *Trypanosoma cruzi*, *Leishmania infantum* and *Leishmania braziliensis*. The compound diethyl-1H-pyrazole-3,5-dicarboxylate showed high efficiency against the mentioned protozoa.⁷¹



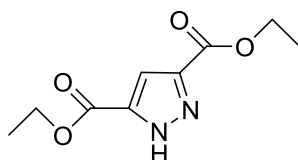
(E)-3-(3-phenyl-1-p-tolyl-1H-pyrazol-4-yl)-1-(thiophen-2-yl)prop-2-en-1-one



(2-hydroxy-5-methylphenyl)(1-phenyl-1H-pyrazol-4-yl)methanone



1-(4,5-dihydro-3-phenyl-5-(1-phenyl-3-p-tolyl-1H-pyrazol-4-yl)pyrazol-1-yl)ethanone

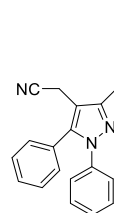


Diethyl 1H-pyrazole-3,5-dicarboxylate

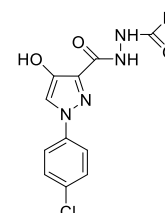
Anti-viral Activity

Genin et al (2000) were synthesized a novel 1,5-diphenylpyrazole class of HIV-1 nonnucleoside reverse transcriptase inhibitors. Compound 2-(3-methyl-1,5-diphenyl-1H-pyrazol-4-yl)acetonitrile was found to have good activity versus wild-type and delaviridine-resistant P236L reverse transcriptase.⁷² Rostom et al (2003) were reported a new series of 1-(4-chlorophenyl)-4-hydroxy-1H-pyrazole-3-carboxylic acid hydrazide analogs and were

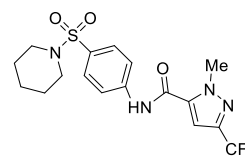
tested for their *in vitro* effect on the replication of hepatitis-C virus (HCV) in HepG2 hepatocellular carcinoma cell line infected with the virus using the reverse transcriptase-polymerase chain reaction technique. The results revealed that compound 1-(4-chlorophenyl)-N-formyl-4-hydroxy-1H-pyrazole-3-carbohydrazide were capable of inhibiting the replication of both the HCV RNA(+) and (-) stands at 10-100 µg/mL concentration range.⁷³ Sun et al (2007) were synthesized a novel series of 1-methyl-3-(trifluoromethyl)-N-[4-(pyrrolidinylsulfonyl)phenyl]-1H-pyrazole-5-carboxamide and potent inhibitor against multiple primary isolates of diverse measles virus (MV) genotype currently circulating worldwide. The most active piperidine derivatives, when subjected to a secondary virus titer reduction assay, revealed activity against live MV (0.012-0.017 µM, strain Alaska) and no cytotoxicity.⁷⁴



2-(3-Methyl-1,5-diphenyl-1H-pyrazol-4-yl)acetonitrile

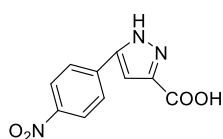


1-(4-Chlorophenyl)-N'-formyl-4-hydroxy-1H-pyrazole-3-carbohydrazide

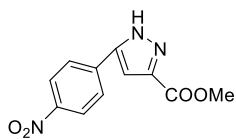


1-Methyl-3-(trifluoromethyl)-N-[4-(pyrrolidinylsulfonyl)phenyl]-1H-pyrazole-5-carboxamide

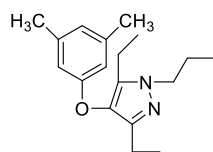
Zeng et al (2008) have been reported novel phenyl-substituted 1H-pyrazole-3-carboxylic acids and were conveniently examined concerning the effect on the IN inhibition and HIV replication. The best antiviral effect was exhibited by 5-(4-nitrophenyl)-1H-pyrazole-3-carboxylic acid and 3-(3-(benzyloxy)phenyl)isoxazole-5-carboxylic acids 46 with an EC₅₀ value of 3.7 and 254 µM.⁷⁵ Mowbray et al (2009a) was synthesized a new series of N-hydroxyethyl pyrazole derivatives and evaluated *in vivo* for their anti-HIV activity. The compound methyl-5-(4-nitrophenyl)-1H-pyrazol-3-carboxylate demonstrated excellent activities against large panels of wild type and drug-resistant HIV consistent with the encouraging profile demonstrated against the design isolated RT enzymes shown above.⁷⁶ Mowbray et al (2009b) described the design and synthesis of a novel series of non-nucleoside HIV reverse transcriptase inhibitors (NNR-TIs) based on a pyrazole template. The compound 4-(3,5-dimethylphenoxy)-3,5-diethyl-1-propyl-1H-pyrazole and 2-(4-(3,5-dichlorophenyl)-3,5-diethyl-1H-pyrazol-1-yl)ethanol are active against wild type reverse transcriptase (RT) and retain activity against clinically important mutants. Combining the best 3- and 5-substituted gave the 3,5-diethyl pyrazole as the most potent compound in this early series.⁷⁷



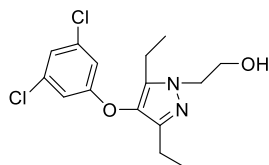
5-(4-nitrophenyl)-1H-pyrazole-3-carboxylic acid



methyl 5-(4-nitrophenyl)-1H-pyrazole-3-carboxylate

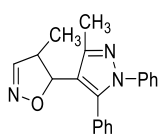


4-(3,5-dimethylphenoxy)-3,5-diethyl-1-propyl-1H-pyrazole

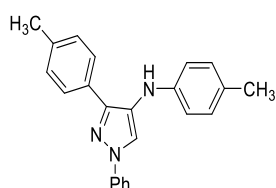


2-(4-(3,5-dichlorophenoxy)-3,5-diethyl-1H-pyrazol-1-yl)ethanol

Tentawy et al (2012) were prepared the new series of 4-substituted 3-methyl-1,5-diphenyl-1H-pyrazole and isolated *in vitro* for antiviral activity against herpes simplex virus type-1 grow on Vero African green monkey kidney cells through plaque-reduction assay method using acyclovir as a positive control. The result of the antiviral activity of the prepared compound 4-(4,5-dihydro-4-methylisoxazol-5-yl)-3-methyl-1,5-diphenyl-1H-pyrazole showed that exhibited strong antiviral activity with IC_{50} value of 0.03 compared to the used reference drug.⁷⁸ Fioravanti et al (2015) were reported the series of N-((1,3-diphenyl-1H-pyrazol-4-yl)methyl)anilines and evaluated *in vitro* for cytotoxicity and antiviral activity against a large panel of viruses. Most of the tested compound 1-phenyl-N,3-dip-tolyl-1H-pyrazol-4-amine interfered with RSV replication in the micromolar concentration.⁷⁹



4-(4,5-Dihydro-4-methylisoxazol-5-yl)-3-methyl-1,5-diphenyl-1H-pyrazole

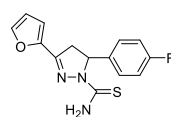


1-Phenyl-N,3-dip-tolyl-1H-pyrazol-4-amine

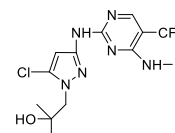
Anti-Parkinson Activity

Chimenti et al (2010) were described a new series of N1-thiocarbamoyl-3,5-di(hetero)aryl-4,5-dihydro-(1H)-pyrazole derivatives and evaluated for their ability to inhibit the activity of the A and B isoforms of human monoamine oxidase. Compound 5-(4-fluorophenyl)-3-(furan-2-yl)-4,5-dihydropyrazole-1-carbothioamide was found the most active of the series with IC_{50} value of 2.78 μ M and selectivity ratio of 26.⁸⁰ Chan et al (2012) were synthesized a new aminopyrazole as a Leucine-Rich Repeat Kinase 2 (LRRK2) inhibitors. In *in vivo* rodent PKPD studies, compound 1-(3-(5-(trifluoromethyl)-4-(methylamino)pyrimidin-2-ylamino)-5-chloro-1H-pyrazol-1-yl)-2-methylpropan-2-ol demonstrated good brain exposure and engendered significant reduction in brain pLRRK2 levels post-ip administration.⁸¹ Estrada et al (2014) were identified as a new aminopyrazoles as Leucine-Rich Repeat Kinase 2 inhibitors. Compound 2-(4-(3-amino-4-

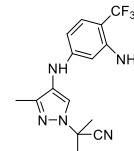
(trifluoromethyl)phenylamino)-3-methyl-1H-pyrazol-1-yl)-2-methylpropanenitrile was identified as a highly potent and selective LRRK2 inhibitors with IC_{50} value of 3 nM.⁸²



5-(4-fluorophenyl)-3-(furan-2-yl)-4,5-dihydropyrazole-1-carbothioamide

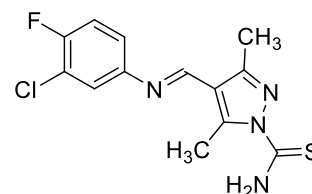


1-(3-(5-(trifluoromethyl)-4-(methylamino)pyrimidin-2-ylamino)-5-chloro-1H-pyrazol-1-yl)-2-methylpropan-2-ol



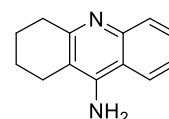
2-(4-(3-amino-4-(trifluoromethyl)phenylamino)-3-methyl-1H-pyrazol-1-yl)-2-methylpropanenitrile

Several new pyrazole derivatives containing a quinolone moiety were synthesized and tested for their anti-inflammatory and ulcerogenic effect. Hussain et al (2015) synthesized pyrazole derivatives and investigated them for their, anti-inflammatory and analgesic activity. Results indicated that (E)-4-(((3-chloro-4-fluorophenyl)imino)methyl)-3,5-dimethyl-1H-pyrazole-1-carbothioamide showed anti-inflammatory activities.^{83, 84}



(E)-4-(((3-chloro-4-fluorophenyl)imino)methyl)-3,5-dimethyl-1H-pyrazole-1-carbothioamide

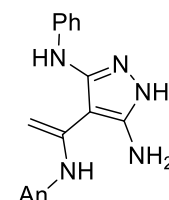
The anti-cholinesterase activity of the target compound was assessed *in vitro* against AchE from Electrophorus electricus and horse serum butyrylcholinesterase in comparison to tacrine as the reference drug.⁸⁵



Tacrine

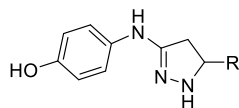
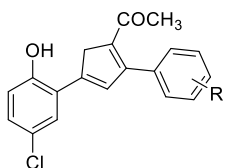
Antimicrobial Activity

Bondock et al (2008) reported the synthesis and antimicrobial activity of some new heterocycles incorporating antipyrine moiety. 2-cyano-N-(1,5-dimethyl-3-oxo-2-phenyl-2,3-dihydro-1H-pyrazol-4-yl) acetamide was utilized as a key intermediate for the synthesis of some new coumarin, pyridine, pyrrole, thiazole, pyrido, pyrazolo triazine and amino pyrazole.⁸⁶



Analgesic Activity

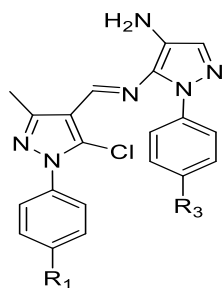
Rajasekaran et al (2012) novel [1-(3-(5-chloro-2-hydroxy phenyl)-5-aryl-4,5-dihydro pyrazol-1-yl)] ethanone derivatives has been synthesized and were screened for analgesic activity by acetic acid-induced writhing inhibition method. Results showed that all the synthesized compounds shown significant activity when compared with that of standard drug.^{87,88}



R=C₆H₅, 2-Furyl, 4-NO₂C₆H₅

Anti-TMV Activity

The commercially available plant virucide Ningnamycin was used as a positive control. The anti-viral bioassay against TMV is assayed by the reported method and the anti-viral results of all the compounds. the results showed that most of the targets compound present excellent anti-TMV activities at 500mg/L.⁸⁹

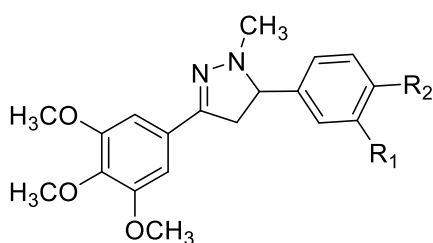


R₁=-H, -Cl, -CH₃

R₃=-F, -CH₃, -H, -CF₃

ACE Inhibitors

Bonesi et al (2010) produced a series of pyrazole derivatives and examined their potential activity as Angiotensin-I-converting enzyme inhibitory (ACE inhibitors) activity by performance evaluation.⁹⁰

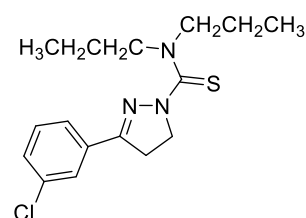


R₁= NO₂

R₂= OCH₃

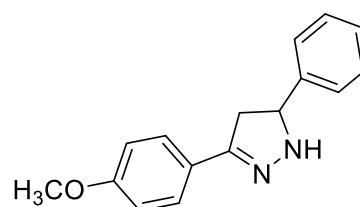
Antiamoebic Activity

Abid et al 2005, reported the synthesis of a series of new 1-N-substituted cyclized pyrazoline analogous to thiosemicarbazole and were evaluated for their antiamoebic activity.⁹¹

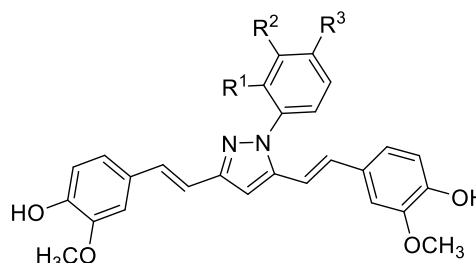


Neuroprotective Activity

Cocconcelli et al (2008), have described the parallel synthesis of aryl azoles. Here substituted phenylhydrazine is made to react with an α , β -unsaturated ketones, which leads to the regioselective formation of 4,5-dihydro-1H-pyrazole and acetic acid was used as a catalyst. Compounds possess good neuroprotective activity.⁹²



Scientist reported the therapeutic potential of Curcuminoid pyrazole in the treatment of Parkinson disease. Curcuminoid pyrazole, inhibits the deposition of the neurotoxic α -synuclein aggregates in the brain.⁹³



R¹= -H, -Cl R²= -H, -NO₂

R³=-H, -F

CONCLUSION

The research and other informational data, available in literature so far, have rendered pyrazole a significantly important class of heterocyclic compounds and their applications in ever-challenging chemotherapy of various ailments/ infections since the last three decades immensely hiked interests of medicinal chemist and biochemist. It has been seen that pyrazole derivatives incorporated with different nuclei have shown a variety of pharmacological profile. Pyrazole compound can be used with various heterocyclic systems with enhancing biological activity. This particular review article, established the fact that pyrazole derivatives could be a rich source of potential entities in the research of a new generation of biologically active compounds. Thus, the quest to explore many more modifications to pyrazole moiety needs to be continued.

REFERENCES

- Kudo N, Furuta S, Taniguchi M, Endo T, Sato K, Synthesis and herbicidal activity of 1, 5-diaryl pyrazole derivatives, *Chemical Pharm Bull*, 47(6), 1999, 857-868.
- Dias LR, Salvador RR, Pyrazole carbohydrazide derivatives of pharmaceutical interest, *Pharmaceuticals (Basel)*, 5(3), 2012, 317-324.
- Kumar R, Arora J, Ruhil S, Phougat N, Chhillar AK, Prasad AK, Synthesis and anti-microbial studies of Pyrimidine Pyrazole heterocycles, *Advances in Chemistry*, 2014, 2014,1-12. <https://doi.org/10.1155/2014/329681>
- Eicher T, Hauptmann S, *The chemistry of Heterocycles: Structure, Reactions, Synthesis and Applications*, New York: Wiley-VCH, 2003.
- Perrin DD, *Dissociations Constant of Organic Bases in Aqueous Solutions*, London: Butterworths, 1972.
- Achson A, *An introduction to the chemistry of heterocyclic compounds 3rd edition*, Wiley interscience, India, 2000.
- Giller SA, Mazheika IB, Grandberg II, Electron density distribution in heterocyclic system with two vicinal nitrogen atom II, pyrazole dipole moments, *Khimiya Geterotsiklicheskikh Soedin*, 1, 1965, 103-106.
- Chermahini AN, Teimouri A, Salimi Beni A, Dordahan F, Theoretical studies on the effect of substituent in the proton transfer reaction of 4-substituted pyrazoles, *Computational and Theoretical Chemistry*, 1008, 2013,67-73.
- Catalan J, Sanchez-Cabezudo M, De Paz JLG, Elguero J, Taft RW, Anvia F, The tautomerism of 1,2,3-triazole, 3(5)-methylpyrazole and their cations, *J Comput Chem*, 10, 1989, 426-433.
- Catalan J, Elguero J, Basicity and acidity of azoles, *Advances in Heterocyclic Chemistry*, 41: 1987, 187-274.
- Castaneda JP, Denisov GS, Kucherov SY, Schreiber VM, Shurukhina AV, Infrared and ab initio studies of hydrogen bonding and proton transfer in the complexes formed by pyrazoles, *Journal of Molecular Structure*, 660(1), 2003, 25-40.
- Claramunt RM, Lopez C, Santa Maria MD, Sanz D, Elguero J, The use of NMR spectroscopy to study tautomerism, *Progress in Nuclear Magnetic Resonance Spectroscopy*, 49(3), 2006a,169-206.
- Claramunt RM, Cornago P, Torres V, Pinilla E, Torres MR, Samat A, Lokshin V, Valés M, Elguero J, The Structure of Pyrazoles in the Solid State: A Combined CPMAS, NMR, and Crystallographic Study, *The Journal of Organic Chemistry*, 71(18), 2006b, 6881-6891.
- Perez J, Riera L, Pyrazole Complexes and Supramolecular Chemistry, *European Journal of Inorganic Chemistry*, 2009(33), 2009, 4913-4925.
- Alkorta I, Goya P, Elguero J, Singh SP, A simple approach to the tautomerism of aromatic heterocycles, *National Academy Science Letters*, 30(5), 2007, 139-159.
- Najafi Chermahini A, Teimouri A, Theoretical studies on proton transfer reaction of 3(5)-substituted pyrazoles, *Journal of Chemical Sciences*, 126(1), 2014, 273-281.
- Oziminski WP, The kinetics of water-assisted tautomeric 1,2-proton transfer in azoles: a computational approach, *Structural Chemistry*, 27(6), 2016, 1845-1854.
- Sammes MP, Katritzky AR, *The 4H-Pyrazoles*, In: *Advances in Heterocyclic Chemistry*, Volume 34, edn, Edited by Katritzky AR: Academic Press, 1983, 53-78.
- Finar IL, Lord GH, Formylation of the pyrazole nucleus, *J Chem Soc*, 1957, 3314-3315.
- Morgan GT, Ackerman J, Substitution in the pyrazole series. Halogen derivatives of 3 : 5-dimethylpyrazole, *J Chem Soc, Trans*, 123, 1923, 1308-1318.
- Knorr L, Ueber eine Bildungsweise des 4-Phenylpyrazols, *Ber Dtsch Chem Ges*, 28: 1895, 699-701. doi:[10.1002/cber.189502801159](https://doi.org/10.1002/cber.189502801159)
- Kamiya M, The π -Electronic Structures of Five-membered Heterocycles Containing Two or Three Heteroatoms and Their Benzo-derivatives, *Bulletin of the Chemical Society of Japan*, 43(11), 1970, 3344-3353.
- Caton MPL, Jones DH, Slack R, Wooldridge KRH, Isothiazoles, Part III, Reactions of isothiazol-5-yl-lithium compounds, *J Chem Soc*, 1964, 446-451.
- Olah GA, Narang SC, Fung AP, Aromatic substitution, Acid-catalyzed transfer nitration of aromatics with N-nitropyrazole, a convenient new nitrating agent, *The Journal of Organic Chemistry*, 46, 1981, 2706-2709.
- Manna F, Chimenti F, Bolasco A, Secci D, Bizzarri B, Befani O, Turini P, Mondovi B, Alcaro S, Tafi A, Inhibition of amine oxidases activity by 1-acetyl-3,5-diphenyl-4,5-dihydro-(1H)-pyrazole derivatives, *Bioorganic & Medicinal Chemistry Letters*, 12(24), 2002, 3629-3633.
- Pandya AB, Prajapati Dhabal G, Pandya SS, Synthesis of novel naphthalene COX inhibitors for anti-inflammatory activity, *Journal of Applied Pharmaceutical Science*, 2(8), 2012, 226-232.
- Jayaroopa P, Kumar V, Renuka G, Harish N, Ajaykumar K, Evaluation of new pyrazole derivatives for their biological activity: Structure-activity relationship, *International journal pharmaceutical technology research; Int J PharmTech Res*, 5(2), 2013, 819-826.
- Mathew A, Mary STL, Arun KT, Radha K, Design, synthesis and biological evaluation of pyrazole analogues of natural piperine, *Hygiea journal medicinal chemistry*, 3(2), 2011, 48-56.
- Patel VI, Patel B, Synthesis and study of some pyrazole derivatives as antitubercular agents, *International Journal Pharmaceutical Biological Science* 1(4), 2010, 453-458.
- Abdel HRS, Shafey HI, Abdul MAS, Pyrazole derivatives as corrosion inhibitors for C-steel in HCl medium, *Journal of Materials and Environmental Science* 3(2), 2012, 294-305.
- Nitulescu GM, Missir AV, Coman OA, Synthesis and pharmacological evaluation of some new pyrazole derivatives, *Farmacia*, 58(2), 2010, 190-197.
- Lv PC, Li HQ, Sun J, Zhou Y, Zhu HL, Synthesis and biological evaluation of pyrazole derivatives containing thiourea skeleton as anticancer agents, *Bioorg Med Chem*, 18(13), 2010, 4606-4614
- Chandrasekharan NV, Dai H, Lamar K, Cox-3, a cyclooxygenase variant inhibited by acetaminophen and other analgesic /antipyretic drugs: cloning, structure and expression, *Proc Natl Academy Science USA*; 99, 2002, 13926-13931.
- Knorr L, Synthese von Pyrrolderivaten, *Berichte der deutschen chemischen Gesellschaft* 17, 1884, 1635-1642.
- Selvam TP, Kumar PV, Saravanan G, Prakash CR, Microwave-assisted synthesis, characterization and biological activity of novel pyrazole derivatives, *Journal of Saudi Chemical Society*, 18(6), 2014, 1015-1021.
- Tewari AK, Singh VP, Yadav P, Gupta G, Singh A, Goel RK, Shinde P, Mohan CG: Synthesis, biological evaluation and molecular modeling study of pyrazole derivatives as selective COX-2 inhibitors and anti-inflammatory agents, *Bioorganic Chemistry*, 56, 2014,8-15.
- Brullo C, Spisani S, Selvatici R, Bruno O, N-Aryl-2-phenyl-2,3-dihydro-imidazo[1,2-b]pyrazole-1-carboxamides 7-substituted strongly inhibiting both fMLP-OMe- and IL-8-induced human neutrophil chemotaxis, *Eur J Med Chem*, 47(1), 2012, 573-579.
- Freddy H, Havaladar, Mishra SK, Synthesis of biologically active 1-(3'-bromo-4'-methoxybenzoyl)-4-formyl-3-(substituted phenyl) pyrazoles, *Ind J Heterocycl Chem*, 11, 2001, 55-58.
- Bhaskar VH, Balakrishnan BR, Sangameswaran B, Synthesis of 4,5-disubstituted -3-methyl-1,3a,4,5-tetrahydropyrazolo[3,4-c] pyrazoles and their anti-inflammatory activity, *Ind J Heterocycl Chem*, 17, 2007, 131-134.



40. Nargund LVG, Hari prasad V, Reddy, GRN, Synthesis and anti-inflammatory activity of fluorinated phenyl styryl ketones and N-phenyl-5-substituted aryl-3-p-(fluorophenyl) pyrazolins and pyrazoles, *J Pharm Sci*, 81, 1992, 892-894. doi:10.1002/jps.2600810910
41. Sayed MA, Abdel-Aziz NI, Abdel-Aziz AA, El-Azab AS, Tahir KE, Synthesis, biological evaluation and molecular modeling study of pyrazole and pyrazoline derivatives as selective COX-2 inhibitors and anti-inflammatory agents, *Bioorganic Medicinal Chemistry*, 20, 2012, 3306-3316.
42. Bandgar BP, Gawande SS, Bodade RG, Gawande NM, Khobraged CN, Synthesis and biological evaluation of a novel series of pyrazole chalcones as anti-inflammatory, antioxidant and antimicrobial agents, *Bioorganic Medicinal Chemistry*, 17, 2009, 8168-8173.
43. Ohki H, Hirotani K, Naito H, Ohsuki S, Minami M, Ejima A, Koiso Y, Hashimoto Y, Synthesis and mechanism of action of novel pyrimidinyl pyrazole derivatives possessing antiproliferative activity, *Bioorganic & medicinal chemistry letters*, 12(21), 2002, 3191-3193.
44. Wei F, Zhao BX, Huang B, Zhang L, Sun CH, Dong WL, Shin DS, Miao JY, Design, synthesis, and preliminary biological evaluation of novel ethyl 1-(2'-hydroxy-3'-aroxypropyl)-3-aryl-1H-pyrazole-5-carboxylate, *Bioorganic Med Chem Lett*, 16(24), 2006, 6342-6347.
45. Xia Y, Dong ZW, Zhao BX, Ge X, Meng N, Shin DS, Miao JY, Synthesis and structure-activity relationships of novel 1-arylmethyl-3-aryl-1H-pyrazole-5-carbohydrazide derivatives as potential agents against A549 lung cancer cells, *Bioorg Med Chem*, 15(22), 2007, 6893-6899.
46. Fan CD, Zhao BX, Wei F, Zhang GH, Dong WL, Miao JY, Synthesis and discovery of autophagy inducers for A549 and H460 lung cancer cells, novel 1-(2'-hydroxy-3'-aroxypropyl)-3-aryl-1H-pyrazole-5-carbohydrazide derivatives, *Bioorg Med Chem Lett*, 18(14), 2008, 3860-3864.
47. Balbi A, Anzaldi M, Macciò C, Aiello C, Mazzei M, Gangemi R, Castagnola P, Miele M, Rosano C, Viale M, Synthesis and biological evaluation of novel pyrazole derivatives with anticancer activity, *Eur J Med Chem*, 46(11), 2011, 5293-5309.
48. Bandgar BP, Totre JV, Gawande SS, Khobragade CN, Warangkar SC, Kadam PD, Synthesis of novel 3,5-diaryl pyrazole derivatives using combinatorial chemistry as inhibitors of tyrosinase as well as potent anticancer, anti-inflammatory agents, *Bioorg Med Chem*, 18(16), 2010, 6149-6155.
49. Li X, Lu X, Xing M, Yang XH, Zhao TT, Gong HB, Zhu HL, Synthesis, biological evaluation, and molecular docking studies of N,1,3-triphenyl-1H-pyrazole-4-carboxamide derivatives as anticancer agents, *Bioorg Med Chem Lett*, 22(11), 2012, 3589-3593.
50. Manetti F, Magnani M, Castagnolo D, Passalacqua L, Botta M, Corelli F, Saggi M, Deidda D, De Logu A, Ligand-based virtual screening, parallel solution-phase and microwave-assisted synthesis as tools to identify and synthesize new inhibitors of mycobacterium tuberculosis, *ChemMedChem*, 1(9), 2006, 973-989.
51. Castagnolo D, De Logu A, Radi M, Bechi B, Manetti F, Magnani M, Supino S, Meleddu R, Chisu L, Botta M, Synthesis, biological evaluation and SAR study of novel pyrazole analogues as inhibitors of Mycobacterium tuberculosis, *Bioorg Med Chem*, 16(18), 2008, 8587-85891.
52. Shelke SN, Mhaske GR, Bonifácio VD, Gawande MB, Green synthesis and anti-infective activities of fluorinated pyrazoline derivatives, *Bioorg Med Chem Lett*, 22(17), 2012, 5727-5730.
53. Fullam E, Talbot J, Abuhammed A, Westwood I, Davies SG, Russell AJ, Sim E, Design, synthesis and structure-activity relationships of 3,5-diaryl-1H-pyrazoles as inhibitors of arylamine N-acetyltransferase, *Bioorg Med Chem Lett*, 2013, 23(9), 2759-2764.
54. Maurya HK, Verma R, Alam S, Pandey S, Pathak V, Sharma S, Srivastava KK, Negi AS, Gupta A, Studies on substituted benzo[h]quinazolines, benzo[g]indazoles, pyrazoles, 2,6-diarylpyridines as anti-tubercular agents, *Bioorg Med Chem Lett*, 23(21), 2013, 5844-5849.
55. Pathak V, Maurya HK, Sharma S, Srivastava KK, Gupta A, Synthesis and biological evaluation of substituted 4,6-diarylpyrimidines and 3,5-diphenyl-4,5-dihydro-1H-pyrazoles as anti-tubercular agents, *Bioorg Med Chem Lett*, 24(13), 2014, 2892-2896.
56. Cottineau B, Toto P, Marot C, Pipaud A, Chenault J, Synthesis and hypoglycemic evaluation of substituted pyrazole-4-carboxylic acids, *Bioorg Med Chem Lett*, 12(16), 2002, 2105-2108.
57. Sharon A, Pratap R, Tiwari P, Srivastava A, Maulik PR, Ram VJ, Synthesis and in vivo antihyperglycemic activity of 5-(1H-pyrazol-3-yl)methyl-1H-tetrazoles, *Bioorg Med Chem Lett*, 15(8), 2005, 2115-2117.
58. Humphries PS, Lafontaine JA, Agree CS, Alexander D, Chen P, Do QQ, Li LY, Lunney EA, Rajapakse RJ, Siegel K, Timofeevski SL, Wang T, Wilhite DM, Synthesis and SAR of 4-substituted-2-aminopyrimidines as novel c-Jun N-terminal kinase (JNK) inhibitors, *Bioorg Med Chem Lett*, 19(8), 2009, 2099-2102.
59. Brigance RP, Meng W, Fura A, Harrity T, Wang A, Zahler R, Kirby MS, Hamann LG, Synthesis and SAR of azolopyrimidines as potent and selective dipeptidyl peptidase-4 (DPP4) inhibitors for type 2 diabetes, *Bioorg Med Chem Lett*, 20(15), 2010, 4395-4398.
60. Choi J, Park Y, Lee HS, Yang Y, Yoon S, 1,3-Diphenyl-1H-pyrazole derivatives as a new series of potent PPAR γ partial agonists, *Bioorg Med Chem*, 2010, 18(23), 8315-8323.
61. Hernandez-Vazquez E, Aguayo-Ortiz R, Ramírez-Espinosa JJ, Estrada-Soto S, Hernandez-Luis F, Synthesis, hypoglycemic activity and molecular modeling studies of pyrazole-3-carbohydrazides designed by a CoMFA model, *Eur J Med Chem*, 69, 2013, 10-21.
62. Chaudhry F, Naureen S, Huma R, Shaikat A, Al-Rashida M, Asif N, Ashraf M, Munawar MA, Khan MA, In search of new α -glucosidase inhibitors: Imidazolylpyrazole derivatives, *Bioorg Chem*, 71, 2017, 102-109.
63. Hernandez-Vazquez E, Ocampo-Montalban H, Cerón-Romero L, Cruz M, Gomez-Zamudio J, Hiriart-Valencia G, Villalobos-Molina R, Flores-Flores A, Estrada-Soto S, Antidiabetic, antidiyslipidemic and toxicity profile of ENV-2: A potent pyrazole derivative against diabetes and related diseases, *Eur J Pharmacol*, 803, 2017, 159-166.
64. Bernardino AM, Gomes AO, Charret KS, Freitas AC, Machado GM, Canto-Cavalheiro MM, Leon LL, Amaral VF, Synthesis and leishmanicidal activities of 1-(4-X-phenyl)-N'-[(4-Y-phenyl)methylene]-1H-pyrazole-4-carbohydrazides, *Eur J Med Chem*, 41(1), 2006, 80-87.
65. Dardari Z, Lemrani M, Sebban A, Bahloul A, Hassar M, Kitane S, Berrada M, Boudouma M, Antileishmanial and antibacterial activity of a new pyrazole derivative designated 4-[2-(1-(ethylamino)-2-methyl-propyl)phenyl]-3-(4-methylphenyl)-1-phenylpyrazole, *Arch Pharm (Weinheim)*, 339(6), 2006, 291-298.
66. Dos Santos MS, Gomes AO, Bernardino AMR, de Souza MC, Khan MA, de Brito MA, Castro HC, Abreu PA, Rodrigues CR, de Leo RMM, Leon, LL, Canto-Cavalheiro MM, Synthesis and antileishmanial activity of new 1-aryl-1H-pyrazole-4-carboximidamides derivatives, *Journal of the Brazilian Chemical Society*, 22, 2011, 352-358.
67. Dos Santos MS, Oliveira ML, Bernardino AM, de Léo RM, Amaral VF, de Carvalho FT, Leon LL, Canto-Cavalheiro MM, Synthesis and antileishmanial evaluation of 1-aryl-4-(4,5-dihydro-1H-imidazol-2-yl)-1H-pyrazole derivatives, *Bioorg Med Chem Lett*, 21(24), 2011b, 7451-7454.
68. Bekhit AA, Haimanot T, Hymete A, Evaluation of some 1H-pyrazole derivatives as a dual acting antimalarial and anti-leishmanial agents, *Pak J Pharm Sci*, 27(6), 2014, 1767-1773.
69. Figarella K, Marsicobetre S, Herrera J, Galarraga E, Antileishmanial and antitrypanosomal activity of synthesized hydrazones, pyrazoles, pyrazolo[1,5-a]-pyrimidines and



- pyrazolo[3,4-b]-pyridine, *Current Bioactive Compounds*, 14(3), 2020, 234 -239.
70. Tuha A, Bekhit AA, Seid Y, Screening of some pyrazole derivatives as promising antileishmanial agent, *African Journal of Pharmacy and Pharmacology*, 11(2), 2017, 32-37.
 71. Reviriego F, Olmo F, Navarro P, Marín C, Ramírez-Macías I, García-España E, Albelda MT, Gutiérrez-Sánchez R, Sánchez-Moreno M, Arán VJ, Simple dialkyl pyrazole-3,5-dicarboxylates show in vitro and in vivo activity against disease-causing trypanosomatids, *Parasitology*, 144(9), 2017, 1133-1143.
 72. Genin MJ, Biles C, Keiser BJ, Poppe SM, Swaney SM, Tarpley WG, Yagi Y, Romero DL, Novel 1,5-diphenylpyrazole nonnucleoside HIV-1 reverse transcriptase inhibitors with enhanced activity versus the delavirdine-resistant P236L mutant: lead identification and SAR of 3- and 4-substituted derivatives, *J Med Chem*, 43(5), 2000,1034-1040.
 73. Rostom SA, Shalaby MA, El-Demellawy MA, Polysubstituted pyrazoles, part 5, Synthesis of new 1-(4-chlorophenyl)-4-hydroxy-1H-pyrazole-3-carboxylic acid hydrazide analogs and some derived ring systems, A novel class of potential antitumor and anti-HCV agents, *Eur J Med Chem* 38(11-12), 2003, 959-974.
 74. Sun A, Chandrakumar N, Yoon JJ, Plemper RK, Snyder JP, Non-nucleoside inhibitors of the measles virus RNA-dependent RNA polymerase complex activity: Synthesis and in vitro evaluation, *Bioorg Med Chem Lett*, 17(18), 2007, 5199-5203.
 75. Zeng LF, Zhang HS, Wang YH, Sanchez T, Zheng YT, Neamati N, Long YQ, Efficient synthesis and utilization of phenyl-substituted heteroaromatic carboxylic acids as aryl diketo acid isosteres in the design of novel HIV-1 integrase inhibitors, *Bioorg Med Chem Lett*, 18(16), 2008, 4521-4524.
 76. Mowbray CE, Burt C, Corbau R, Gayton S, Hawes M, Perros M, Tran I, Price DA, Quinton FJ, Selby MD, Stupple PA, Webster R, Wood A, Pyrazole NNRTIs 4: selection of UK-453,061 (Iersivirine) as a development candidate, *Bioorg Med Chem Lett*, 19(20), 2009a,5857-5860.
 77. Mowbray CE, Burt C, Corbau R, Perros M, Tran I, Stupple PA, Webster R, Wood A, Pyrazole NNRTIs 1: design and initial optimisation of a novel template, *Bioorg Med Chem Lett*, 19(19), 2009b, 5599-5602.
 78. Tantawy AS, Nasr MNA, El-Sayed MAA, Tawfik SS, Synthesis and antiviral activity of new 3-methyl-1,5-diphenyl-1H-pyrazole derivatives, *Medicinal Chemistry Research*, 21(12), 2012, 4139-4149.
 79. Fioravanti R, Desideri N, Biava M, Droghini P, Atzori EM, Ibba C, Collu G, Sanna G, Delogu I, Loddio R, N-((1,3-Diphenyl-1H-pyrazol-4-yl)methyl)anilines: A novel class of anti-RSV agents, *Bioorg Med Chem Lett*, 25(11), 2015, 2401-2404.
 80. Chimenti F, Carradori S, Secci D, Bolasco A, Bizzarri B, Chimenti P, Granese A, Yáñez M, Orallo F, Synthesis and inhibitory activity against human monoamine oxidase of N1-thiocarbamoyl-3,5-di(hetero)aryl-4,5-dihydro-(1H)-pyrazole derivatives, *Eur J Med Chem*, 45(2), 2010, 800-804.
 81. Chan BK, Estrada AA, Chen H, Atherall J, Baker-Glenn C, Beresford A, Burdick DJ, Chambers M, Dominguez SL, Drummond J, Gill A, Kleinheinz T, Le Pichon CE, Medhurst AD, Liu X, Moffat JG, Nash K, Searce-Levie K, Sheng Z, Shore DG, Van de Poël H, Zhang S, Zhu H, Sweeney ZK, Discovery of a Highly Selective, Brain-Penetrant Aminopyrazole LRRK2 Inhibitor, *ACS Med Chem Lett*, 4(1), 2012,85-90.
 82. Estrada AA, Chan BK, Baker-Glenn C, Beresford A, Burdick DJ, Chambers M, Chen H, Dominguez SL, Dotson J, Drummond J, Flagella M, Fuji R, Gill A, Halladay J, Harris SF, Heffron TP, Kleinheinz T, Lee DW, Le Pichon CE, Liu X, Lyssikatos JP, Medhurst AD, Moffat JG, Nash K, Searce-Levie K, Sheng Z, Shore DG, Wong S, Zhang S, Zhang X, Zhu H, Sweeney ZK, Discovery of highly potent, selective, and brain-penetrant aminopyrazole leucine-rich repeat kinase 2 (LRRK2) small molecule inhibitors, *J Med Chem*, 57(3), 2014, 921-936.
 83. Hussain S, Kaushik D, Novel 1-substituted-3,5-dimethyl-4-[(substituted phenyl) diazenyl] pyrazole derivatives: Synthesis and pharmacological activity, *Journal of Saudi Chemical Society*, 19(3), 2015, 274-281.
 84. Karrouchi K, Radi S, Ramli Y, Taoufik J, Mabkhot YN, Al-Aizari FA, Ansar Mh, Synthesis and Pharmacological Activities of Pyrazole Derivatives: A Review, *Molecules (Basel, Switzerland)*, 23, 2018, 134.
 85. Khoobi M, Ghanoni F, Nadri H, Moradi A, Piralí Hamedani M, Homayouni Moghadam F, Emami S, Vosoooghi M, Zadmard R, Foroumadi A, Shafiee A, New tetracyclic tacrine analogs containing pyrano[2,3-c]pyrazole: efficient synthesis, biological assessment and docking simulation study, *Eur J Med Chem*, 89, 2015, 296-303.
 86. Bondock S, Rabie R, Etman HA, Fadda AA, Synthesis and antimicrobial activity of some new heterocycles incorporating antipyrine moiety, *Eur J Med Chem*, 43(10), 2008, 699-707.
 87. Rajesekaran M, Kalvimoorth V, Mozhi MT, Synthesis and biological evaluation of some 1-(3-(5-chloro-2-hydroxyphenyl)-5-aryl-4,5-dihydro pyrazol-1-yl) ethanone derivatives, *Int J Res Pharm Biomed Sci*, 3(4), 2012, 1703-1708.
 88. Kumari V, Pyrazole: a versatile therapeutic agent with diverse biological activities, *Integrated Research Advances*, 2, 2015, 18-21.
 89. Lv XH, Ren ZL, Li D-D, Ruan BF, Li QS, Chu M-J, Ai CY, Liu DH, Mo K, Cao HQ, Discovery of novel double pyrazole Schiff base derivatives as anti-tobacco mosaic virus (TMV) agents, *Chinese Chemical Letters*, 28(2), 2017,377-382.
 90. Majeed SN A Literature Review on the synthesis of pyrazole Heterocycles, *J Adv Research in Dynamical & Control Systems*, 10(10), 2018, 173-180.
 91. Abid M, Azam A, Synthesis and antiameobic activities of 1-N-substituted cyclised pyrazoline analogues of thiosemicarbazones, *Bioorg Med Chem*, 13(6), 2005, 2213-2220.
 92. Cocconcelli G, Diodato E, Caricasole A, Gaviraghi G, Genesio E, Ghiron C, Magnoni L, Pecchioli E, Plazzi PV, Terstappen GC, Aryl azoles with neuroprotective activity--parallel synthesis and attempts at target identification, *Bioorg Med Chem*, 16(4), 2008, 2043-2052.
 93. Claramunt R, Nieto CI, Sanz D, Elguero J, Curcumin derived pyrazole and related compounds, *Afinidad*, 73, 576, 2016, 259-268.

Source of Support: None declared.

Conflict of Interest: None declared.

For any question relates to this article, please reach us at: editor@globalresearchonline.net

New manuscripts for publication can be submitted at: submit@globalresearchonline.net and submit_ijpsrr@rediffmail.com

